ID	Task Name	Duration	Start	Finish	Predecessors	Resource Names
1	**Preparation, Review and Analysis**	**82 days**	**Wed 27/10/10**	**Tue 01/03/11**		
2	Spectrometer Solenoid MICE Review	0 days	Wed 27/10/10	Wed 27/10/10		
3	Preliminary Comments issued from MICE Committee	0 days	Mon 22/11/10	Mon 22/11/10		
4	MICE Committee final report distributed	0 days	Tue 14/12/10	Tue 14/12/10		
5	MAP PMG Meeting	0 days	Wed 12/01/11	Wed 12/01/11		
6	Preliminary comments preparation	2 wks	Mon 22/11/10	Tue 07/12/10	3	Steve Virostek
7	Preparation of responses to MICE committee and magnet repair plan	3 wks	Wed 27/10/10	Tue 16/11/10	2	Steve Virostek,Soren F
8	Delivery of the Vector Fields QUENCH code	0 days	Mon 13/12/10	Mon 13/12/10		
9	Heat leak and Cryogenic calculations	2 mons	Tue 14/12/10	Tue 15/02/11	4	Tapio
10	Model construction and analyusis of quench protection response preparation	9 wks	Tue 14/12/10	Tue 22/02/11	4	Soren Prestemon
11	Review and check of Quench protection work (Technical board to assign reveiwer)	3 wks	Wed 09/02/11	Tue 01/03/11	10FS-10 days	
12	**Colaboration Meetings**	**105 days**	**Mon 14/02/11**	**Fri 08/07/11**		
13	RAL Meeting	5 days	Mon 14/02/11	Fri 18/02/11		
14	Oxford Meeting	3 days	Wed 06/07/11	Fri 08/07/11		
15	**Design - Magnet Modification**	**22 days**	**Mon 21/02/11**	**Tue 22/03/11**		
16	Design new tower assembly	3 wks	Mon 21/02/11	Fri 11/03/11	9	WANG - Design
17	Internal design review	1 day	Mon 14/03/11	Mon 14/03/11	16	Steve Virostek,Roy Pre
18	Tower design accepted	0 days	Mon 14/03/11	Mon 14/03/11	17	
19	Design of active Quench protection system (If required after calculations and review)	1 mon	Wed 23/02/11	Tue 22/03/11	10	
20	**Fabrication and Assembly Solenoid 2**	**112 days**	**Wed 23/03/11**	**Thu 25/08/11**		
21	**Fabrication**	**109 days**	**Wed 23/03/11**	**Mon 22/08/11**		
22	**Cold Mass for Solenoid 2**	**28.5 days**	**Wed 23/03/11**	**Mon 02/05/11**		
23	Instal active quench protection components	2 wks	Wed 23/03/11	Tue 05/04/11	19	
24	Machine 5 holes for the cryo coolers	1 wk	Wed 06/04/11	Tue 12/04/11	23	WANG - Mech Tech
25	Insert Bimetal inserts into holes	2 days	Wed 13/04/11	Thu 14/04/11	24	WANG - Mech Tech
26	Weld cooler tubes and bellow	2 days	Fri 15/04/11	Mon 18/04/11	25	WANG - Welder
27	Upgrade vent and fill line	3 days	Tue 19/04/11	Thu 21/04/11	26	WANG - Mech Tech
28	Install top fill line	2 days	Fri 22/04/11	Mon 25/04/11	27	WANG - Mech Tech
29	Install heat intercept to main fill line	4 hrs	Fri 22/04/11	Fri 22/04/11	27	WANG - Mech Tech
30	Install 4K lead heat intercepts	1 day	Fri 22/04/11	Mon 25/04/11	29	WANG - Mech Tech
31	Vacuum leak check	2 days	Fri 22/04/11	Tue 26/04/11	29	Steve Virostek,Roy Pre
32	Cold mass ready for installation	0 days	Mon 02/05/11	Mon 02/05/11	57	
33	**Radiation Shield for Solenoid 2**	**5 days**	**Mon 02/05/11**	**Mon 09/05/11**		
34	Remove LN2 resevoir	2 days	Mon 02/05/11	Wed 04/05/11	32	
35	Add holes for extra cryo coolers	3 days	Mon 02/05/11	Thu 05/05/11	32	
36	Remove origional cooler connections	1 day	Thu 05/05/11	Fri 06/05/11	35	
37	Check / machine split for Eddy currents	1 day	Fri 06/05/11	Mon 09/05/11	36	
38	Radiation Shield ready for installation	0 days	Mon 09/05/11	Mon 09/05/11	37	
39	**Cooler Tower**	**24.5 days**	**Thu 02/06/11**	**Wed 06/07/11**		
40	Manufacture new tower plates	1 wk	Thu 02/06/11	Thu 09/06/11	95,18	
41	Weld top and end plates to Vacuum vessel	3 days	Thu 09/06/11	Tue 14/06/11	40	
42	Install cooler sleeves and copper plates	2 days	Tue 14/06/11	Thu 16/06/11	41	
43	Weld cooler sleeves to cold mass	2 days	Thu 16/06/11	Mon 20/06/11	42	
44	Install Copper straps between 1st stage and Copper plates	1 day	Tue 21/06/11	Wed 22/06/11	84	
45	Install the warm leads and HV feedthroughs	1 day	Wed 22/06/11	Thu 23/06/11	44	
46	Install the heat intercepts to Copper plates	2 days	Thu 23/06/11	Mon 27/06/11	45	
47	Install thermal connection from 1st stage Copper plates to Shield	1 day	Wed 29/06/11	Wed 29/06/11	79	
48	Weld plates front and back	2 days	Tue 05/07/11	Wed 06/07/11	64	
49	**Fill and Vent Tower**	**9 days**	**Fri 29/07/11**	**Wed 10/08/11**		
50	Install and weld lower sections of tower to Vacuum vessel	2 days	Fri 29/07/11	Mon 01/08/11	100	
51	Install instrumentation feedthrough	1 day	Tue 02/08/11	Tue 02/08/11	50	
52	Check all instrumentation lines for activity	1 day	Wed 03/08/11	Wed 03/08/11	51	
53	Weld the upper portion of the tower	2 days	Thu 04/08/11	Fri 05/08/11	52,18	
54	Complete assembly of fill and vent tower and install	3 days	Mon 08/08/11	Wed 10/08/11	53	
55	**MLI**	**64.5 days**	**Tue 26/04/11**	**Mon 25/07/11**		
56	Wrap cold mass 2 with MLI	4 days	Tue 26/04/11	Mon 02/05/11	31	
57	Sign off quality of MLI layers on cold mass 2	0 days	Mon 02/05/11	Mon 02/05/11	56	
58	Wrap radiation shield 2 with MLI	3 days	Tue 10/05/11	Fri 13/05/11	77	
59	Sign off quality of MIL layers on radiation shield 2	0 days	Fri 13/05/11	Fri 13/05/11	58	
60	Wrap cold mass supports with MLI	2 days	Tue 17/05/11	Thu 19/05/11	89	
61	Sign off quality of MLI wrap around supports	0 days	Thu 19/05/11	Thu 19/05/11	60	
62	Wrap upper and lower tower area with MLI	2 days	Thu 30/06/11	Fri 01/07/11	47	
63	Wrap 1st stage Copper plates to shield connections	1 day	Mon 04/07/11	Mon 04/07/11	62	
64	Sign off Tower MLI wrapping	0 days	Mon 04/07/11	Mon 04/07/11	63	
65	Apply MLI to Shield and cold mass bore	3 days	Thu 07/07/11	Mon 11/07/11	48	
66	Sign off Shield and cold mass bore wrapping	0 days	Mon 11/07/11	Mon 11/07/11	65	
67	Integrate cold mass MLI with bore MLI	1 day	Fri 15/07/11	Fri 15/07/11	97	
68	Sign off cold mass to bore MLI conection	0 days	Fri 15/07/11	Fri 15/07/11	67	
69	Apply MLI to shield ends	2 days	Mon 18/07/11	Tue 19/07/11	98	
70	Apply MLI between warm bore and shield bore	2 days	Wed 20/07/11	Thu 21/07/11	69	
71	Sign off shield MLI and warm bore MLI	0 days	Thu 21/07/11	Thu 21/07/11	69,70	
72	Integrate MLI between warm bore and shield ends	1 day	Mon 25/07/11	Mon 25/07/11	99	
73	Sign off MLI at warm bore / shield connection	0 days	Mon 25/07/11	Mon 25/07/11	72	
74	**Instrumentation**	**69 days**	**Wed 13/04/11**	**Mon 18/07/11**		
75	Install level sensor cold mass 2 - new fill line / vent line	4 hrs	Tue 26/04/11	Tue 26/04/11	28	
76	Install external temp sensors cold mass 2	4 hrs	Wed 13/04/11	Wed 13/04/11	24	
77	Install temp sensors radiation shield 2	1 day	Mon 09/05/11	Tue 10/05/11	38	
78	Add temp sensors to cold mass supports	1 day	Tue 17/05/11	Wed 18/05/11	89	
79	Attach thermal sensors to the Copper plates	4 hrs	Tue 28/06/11	Tue 28/06/11	82	
80	Apply thermal instramentation top shield	1 day	Mon 18/07/11	Mon 18/07/11	98	
81	**Current Leads**	**1 day**	**Mon 27/06/11**	**Tue 28/06/11**		
82	Install HTS leads with upper and lower voltage taps	1 day	Mon 27/06/11	Tue 28/06/11	46	
83	**Coolers**	**45.5 days**	**Mon 20/06/11**	**Mon 22/08/11**		

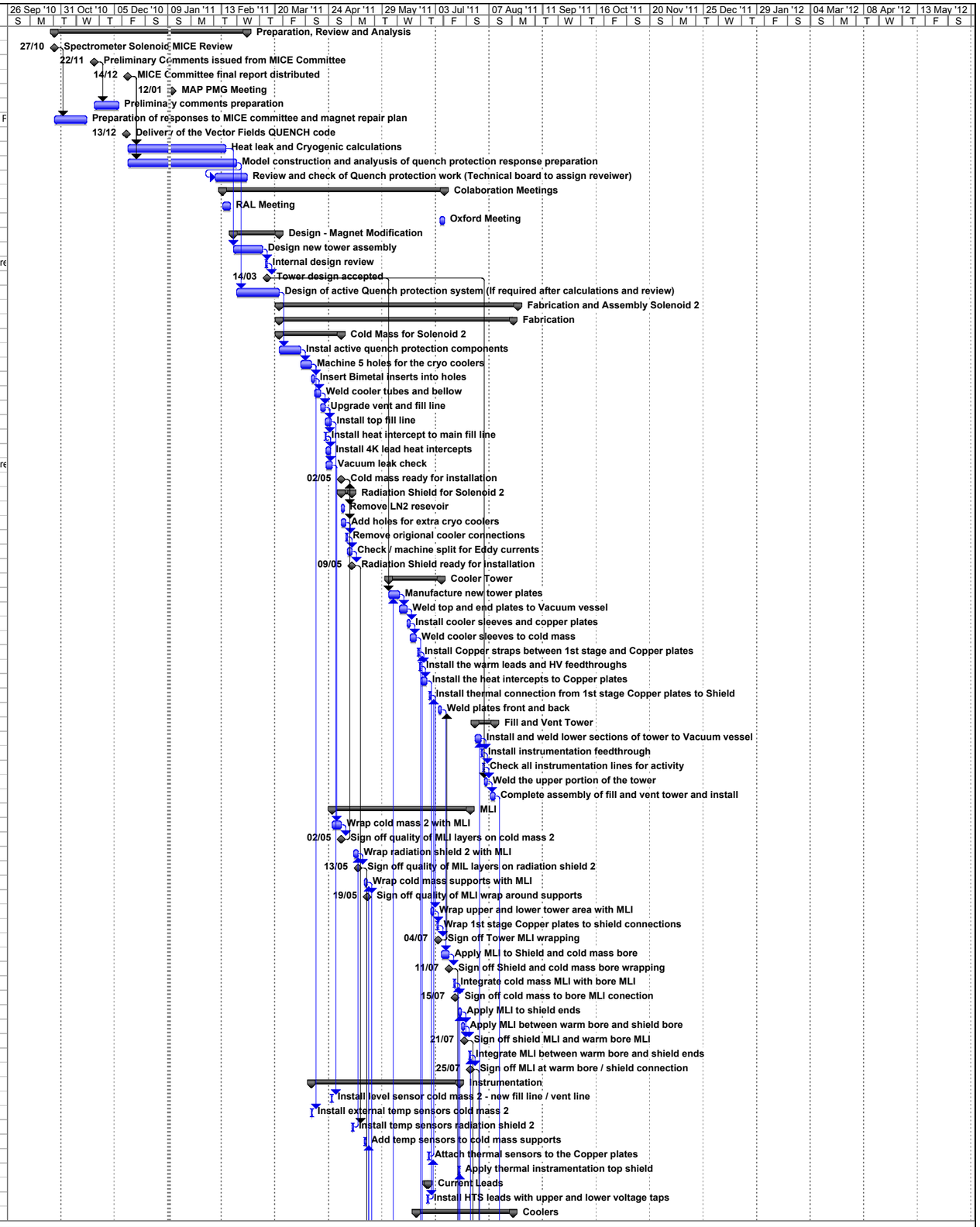

Project: Spectrometer Solenoids Ver4
Date: Mon 10/01/11

Task | Progress | Milestone | Summary | Rolled Up Task | Rolled Up Milestone | Rolled Up Progress | Split | External Tasks | Project Summary | Group By Summary | Deadline

ID	Task Name	Duration	Start	Finish	Predecessors	Resource Names
84	Install Single stage cooler to Tower	1 day	Mon 20/06/11	Tue 21/06/11	43	
85	Install the 2 stage coolers to sleeves	2 days	Thu 18/08/11	Fri 19/08/11	101	
86	Install cro cooler hoses	1 day	Mon 22/08/11	Mon 22/08/11	85	
87	Recharge for UK operation	1 day	Mon 22/08/11	Mon 22/08/11	86SS	
88	**Assembly**	**74.5 days**	**Fri 13/05/11**	**Thu 25/08/11**		
89	Suspend shield around the cold mass	2 days	Fri 13/05/11	Tue 17/05/11	59	
90	Install cold mass supports to Vacuum vessel	2 days	Thu 19/05/11	Mon 23/05/11	60	
91	Move vacuum vessel over the shield / cold mass assembly	2 days	Mon 23/05/11	Wed 25/05/11	90	
92	Connect the supports to the cold mass	2 days	Wed 25/05/11	Fri 27/05/11	91	
93	Suspend the shield inside the vacuum vessel	2 days	Fri 27/05/11	Tue 31/05/11	92	
94	Connect cold mass support intercepts to the shield	1 day	Tue 31/05/11	Wed 01/06/11	93	
95	Add copper sheet to the holes in the shield	1 day	Wed 01/06/11	Thu 02/06/11	94	
96	Align Vacuum vessel end plate to the cold mass bore	2 days	Tue 12/07/11	Wed 13/07/11	66	
97	Install shield bore tube	1 day	Thu 14/07/11	Thu 14/07/11	96	
98	Weld shield end plates	1 day	Fri 15/07/11	Fri 15/07/11	97	
99	Install warm bore	1 day	Fri 22/07/11	Fri 22/07/11	71	
100	Weld end plates to the Vacuum vessel	3 days	Tue 26/07/11	Thu 28/07/11	73	
101	Detailed leak checking of the Vacuum vessel and cold mass	5 days	Thu 11/08/11	Wed 17/08/11	54	
102	Install vacuum system to solenoid	1 day	Tue 23/08/11	Tue 23/08/11	86	
103	Connect power leads from feedthroughs to vacuum vessel terminal block	1 day	Wed 24/08/11	Wed 24/08/11	102	
104	Connect all instrumentation cables	1 day	Thu 25/08/11	Thu 25/08/11	103	
105	Solenoid ready for cool down and training	0 days	Thu 25/08/11	Thu 25/08/11	104	
106	**Fabrication and Assembly Solenoid 1**	**112 days**	**Tue 31/05/11**	**Thu 03/11/11**		
107	**Fabrication**	**110 days**	**Tue 31/05/11**	**Tue 01/11/11**		
108	**Cold Mass for Solenoid 1**	**24.5 days**	**Tue 31/05/11**	**Mon 04/07/11**		
109	Lift Cold Mass 1 and place onto support beam	1 day	Tue 31/05/11	Wed 01/06/11	93	
110	Open cold mass and stabalise leads	1 wk	Wed 01/06/11	Wed 08/06/11	109	
111	Machine 5 holes for the cryo coolers	1 wk	Wed 08/06/11	Wed 15/06/11	110	
112	Insert Bimetal inserts into holes	2 days	Wed 15/06/11	Fri 17/06/11	111	
113	Weld cooler tubes and bellow	2 days	Fri 17/06/11	Tue 21/06/11	112	
114	Upgrade vent and fill line	3 days	Tue 21/06/11	Fri 24/06/11	113	
115	Install top fill line	2 days	Fri 24/06/11	Tue 28/06/11	114	
116	Install heat intercept to main fill line	4 hrs	Fri 24/06/11	Fri 24/06/11	114	
117	Install 4K lead heat intercepts	1 day	Mon 27/06/11	Mon 27/06/11	116	
118	Vacuum leak check	2 days	Mon 27/06/11	Tue 28/06/11	116	
119	Cold mass ready for installation	0 days	Mon 04/07/11	Mon 04/07/11	147	
120	**Radiation Shield for Solenoid 1**	**12 days**	**Tue 05/07/11**	**Wed 20/07/11**		
121	Remove LN2 resevoir	2 days	Tue 05/07/11	Wed 06/07/11	119	
122	Add holes for extra cryo coolers	3 days	Thu 07/07/11	Mon 11/07/11	121	
123	Remove origional cooler connections	1 day	Tue 12/07/11	Tue 12/07/11	122	
124	Weld copper to Aluminium transition strips	1 day	Wed 13/07/11	Wed 13/07/11	123	
125	Weld on copper plates	1 day	Thu 14/07/11	Thu 14/07/11	124	
126	Weld Aluminium banding for intercepts	3 days	Fri 15/07/11	Tue 19/07/11	125	
127	Check / machine split for Eddy currents	1 day	Wed 20/07/11	Wed 20/07/11	126	
128	Radiation Shield ready for installation	0 days	Wed 20/07/11	Wed 20/07/11	127	
129	**Cooler Tower**	**22.5 days**	**Tue 16/08/11**	**Thu 15/09/11**		
130	Manufacture new tower plates	1 wk	Tue 16/08/11	Mon 22/08/11	186	
131	Weld top and end plates to Vacuum vessel	3 days	Tue 23/08/11	Thu 25/08/11	130	
132	Install cooler sleeves and copper plates	2 days	Fri 26/08/11	Mon 29/08/11	131	
133	Weld cooler sleeves to cold mass	2 days	Tue 30/08/11	Wed 31/08/11	132	
134	Install Copper straps between 1st stage and Copper plates	1 day	Fri 02/09/11	Fri 02/09/11	175	
135	Install the warm leads and HV feedthroughs	1 day	Mon 05/09/11	Mon 05/09/11	134	
136	Install the heat intercepts to Copper plates	4 hrs	Tue 06/09/11	Tue 06/09/11	135	
137	Install thermal connection from 1st stage Copper plates to Shield	1 day	Wed 07/09/11	Thu 08/09/11	169	
138	Weld plates front and back	2 days	Tue 13/09/11	Thu 15/09/11	154	
139	**Fill and Vent Tower**	**9 days**	**Fri 07/10/11**	**Thu 20/10/11**		
140	Install and weld lower sections of tower to Vacuum vessel	2 days	Fri 07/10/11	Tue 11/10/11	191	
141	Install instrumentation feedthrough	1 day	Tue 11/10/11	Wed 12/10/11	140	
142	Check all instrumentation lines for activity	1 day	Wed 12/10/11	Thu 13/10/11	141	
143	Weld the upper portion of the tower	2 days	Thu 13/10/11	Mon 17/10/11	142	
144	Complete assembly of fill and vent tower and install	3 days	Mon 17/10/11	Thu 20/10/11	143	
145	**MLI**	**69.5 days**	**Wed 29/06/11**	**Tue 04/10/11**		
146	Wrap cold mass 2 with MLI	4 days	Wed 29/06/11	Mon 04/07/11	118	
147	Sign off quality of MLI layers on cold mass 2	0 days	Mon 04/07/11	Mon 04/07/11	146	
148	Wrap radiation shield 2 with MLI	3 days	Fri 22/07/11	Tue 26/07/11	167	
149	Sign off quality of MIL layers on radiation shield 2	0 days	Tue 26/07/11	Tue 26/07/11	148	
150	Wrap cold mass supports with MLI	2 days	Fri 29/07/11	Mon 01/08/11	180	
151	Sign off quality of MLI wrap around supports	0 days	Mon 01/08/11	Mon 01/08/11	150	
152	Wrap upper and lower tower area with MLI	2 days	Thu 08/09/11	Mon 12/09/11	137	
153	Wrap 1st stage Copper plates to shield connections	1 day	Mon 12/09/11	Tue 13/09/11	152	
154	Sign off Tower MLI wrapping	0 days	Tue 13/09/11	Tue 13/09/11	153	
155	Apply MLI to Shield and cold mass bore	3 days	Thu 15/09/11	Tue 20/09/11	138	
156	Sign off Shield and cold mass bore wrapping	0 days	Tue 20/09/11	Tue 20/09/11	155	
157	Integrate cold mass MLI with bore MLI	1 day	Fri 23/09/11	Mon 26/09/11	188	
158	Sign off cold mass to bore MLI conection	0 days	Mon 26/09/11	Mon 26/09/11	157	
159	Apply MLI to shield ends	2 days	Mon 26/09/11	Wed 28/09/11	189	
160	Apply MLI between warm bore and shield bore	2 days	Wed 28/09/11	Fri 30/09/11	159	
161	Sign off shield MLI and warm bore MLI	0 days	Fri 30/09/11	Fri 30/09/11	159,160	
162	Integrate MLI between warm bore and shield ends	1 day	Mon 03/10/11	Tue 04/10/11	190	
163	Sign off MLI at warm bore / shield connection	0 days	Tue 04/10/11	Tue 04/10/11	162	
164	**Instrumentation**	**78 days**	**Thu 09/06/11**	**Tue 27/09/11**		
165	Install level sensor cold mass 2 - new fill line / vent line	4 hrs	Tue 28/06/11	Tue 28/06/11	115	
166	Install external temp sensors cold mass 2	4 hrs	Thu 09/06/11	Thu 09/06/11	172	

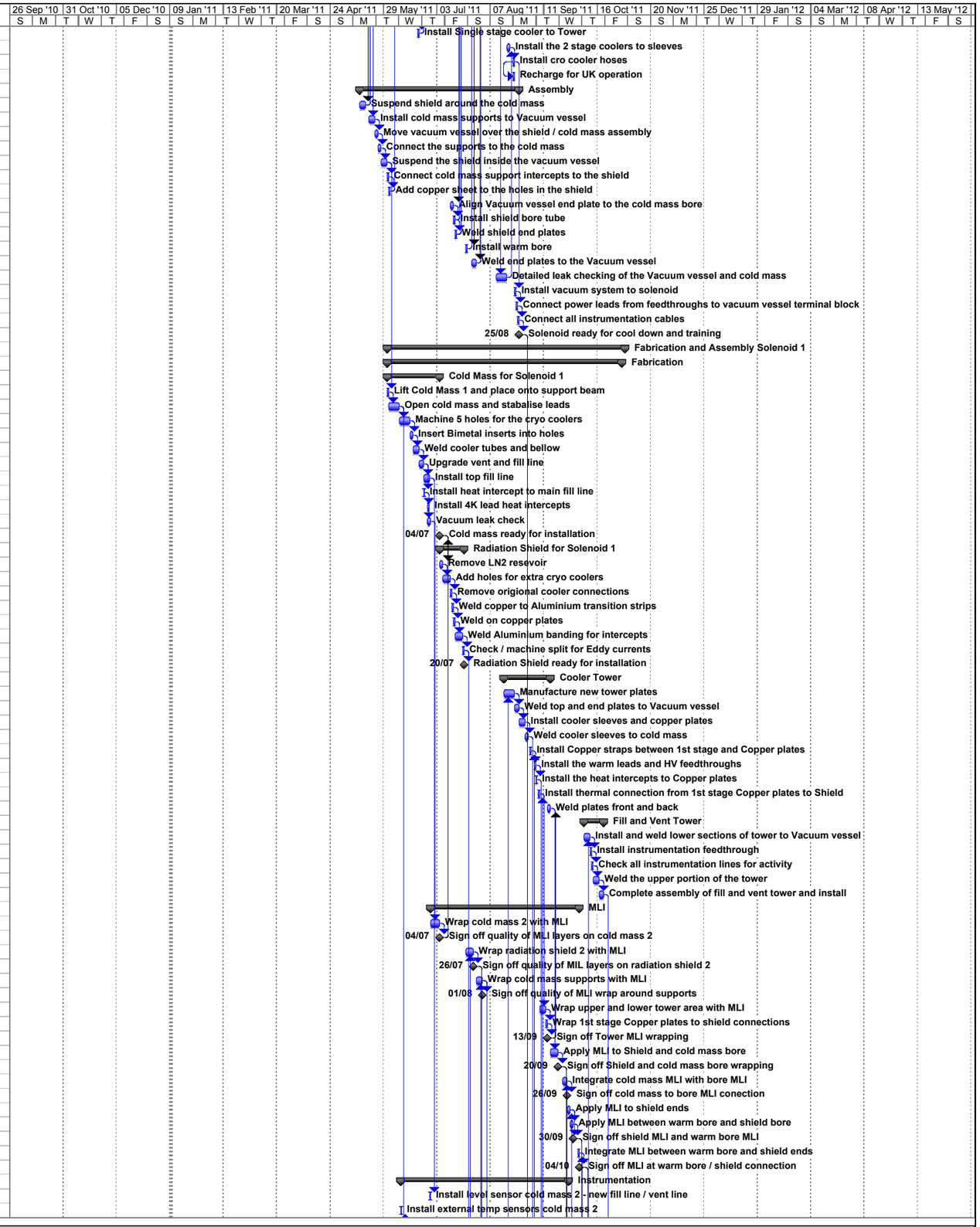

Project: Spectrometer Solenoids Ver4
Date: Mon 10/01/11

Task | Progress | Milestone | Summary | Rolled Up Task | Rolled Up Milestone | Rolled Up Progress | Split | External Tasks | Project Summary | Group By Summary | Deadline

ID	Task Name	Duration	Start	Finish	Predecessors	Resource Names
167	Install temp sensors radiation shield 2	1 day	Thu 21/07/11	Thu 21/07/11	127	
168	Add temp sensors to cold mass supports	1 day	Fri 29/07/11	Fri 29/07/11	180	
169	Attach thermal sensors to the Copper plates	4 hrs	Wed 07/09/11	Wed 07/09/11	173	
170	Apply thermal instramentation top shield	1 day	Mon 26/09/11	Tue 27/09/11	189	
171	**Current Leads**	**64.5 days**	**Wed 08/06/11**	**Tue 06/09/11**		
172	Connect external power leads to heat sink cold mass 2	1 day	Wed 08/06/11	Thu 09/06/11	110	
173	Install HTS leads with upper and lower voltage taps	4 hrs	Tue 06/09/11	Tue 06/09/11	136	
174	**Coolers**	**43.5 days**	**Thu 01/09/11**	**Tue 01/11/11**		
175	Install Single stage cooler to Tower	1 day	Thu 01/09/11	Thu 01/09/11	133	
176	Install the 2 stage coolers to sleeves	2 days	Wed 26/10/11	Fri 28/10/11	192	
177	Install cro cooler hoses	1 day	Fri 28/10/11	Mon 31/10/11	176	
178	Recharge for UK operation	1 day	Mon 31/10/11	Tue 01/11/11	177	
179	**Assembly**	**71.5 days**	**Wed 27/07/11**	**Thu 03/11/11**		
180	Suspend shield around the cold mass	2 days	Wed 27/07/11	Thu 28/07/11	149	
181	Install cold mass supports to Vacuum vessel	2 days	Tue 02/08/11	Wed 03/08/11	150	
182	Move vacuum vessel over the shield / cold mass assembly	2 days	Thu 04/08/11	Fri 05/08/11	181	
183	Connect the supports to the cold mass	2 days	Mon 08/08/11	Tue 09/08/11	182	
184	Suspend the shield inside the vacuum vessel	2 days	Wed 10/08/11	Thu 11/08/11	183	
185	Connect cold mass support intercepts to the shield	1 day	Fri 12/08/11	Fri 12/08/11	184	
186	Add copper sheet to the holes in the shield	1 day	Mon 15/08/11	Mon 15/08/11	185	
187	Align Vacuum vessel end plate to the cold mass bore	2 days	Tue 20/09/11	Thu 22/09/11	156	
188	Install shield bore tube	1 day	Thu 22/09/11	Fri 23/09/11	187	
189	Weld shield end plates	1 day	Fri 23/09/11	Mon 26/09/11	188	
190	Install warm bore	1 day	Fri 30/09/11	Mon 03/10/11	161	
191	Weld end plates to the Vacuum vessel	3 days	Tue 04/10/11	Fri 07/10/11	163	
192	Detailed leak checking of the Vacuum vessel and cold mass	4 days	Thu 20/10/11	Wed 26/10/11	144	
193	Install vacuum system to solenoid	1 day	Mon 31/10/11	Tue 01/11/11	177	
194	Connect power leads from feedthroughs to vacuum vessel terminal block	1 day	Tue 01/11/11	Wed 02/11/11	193	
195	Connect all instrumentation cables	1 day	Wed 02/11/11	Thu 03/11/11	194	
196	Solenoid ready for cool down and training	0 days	Thu 03/11/11	Thu 03/11/11	195	
197	**Training and Operations**	**67.5 days**	**Fri 26/08/11**	**Tue 29/11/11**		
198	**Solenoid 2**	**18 days**	**Fri 26/08/11**	**Tue 20/09/11**		
199	LN2 Cooldown	2 days	Fri 26/08/11	Mon 29/08/11	105	
200	He Cooldown	1 day	Tue 30/08/11	Tue 30/08/11	199	
201	Soak test with coolers operating	4 days	Wed 31/08/11	Mon 05/09/11	200	
202	Coil Ramp Up	1 day	Tue 06/09/11	Tue 06/09/11	201	
203	Operation with probable Quench / warm up / cool down / operate cycles	2 wks	Wed 07/09/11	Tue 20/09/11	202	
204	Solenoid 2 ready for Magnetic Measurment Tests	0 days	Tue 20/09/11	Tue 20/09/11	203	
205	**Solenoid 1**	**18 days**	**Thu 03/11/11**	**Tue 29/11/11**		
206	LN2 Cooldown	2 days	Thu 03/11/11	Mon 07/11/11	196	
207	He Cooldown	1 day	Mon 07/11/11	Tue 08/11/11	206	
208	Soak test with coolers operating	4 days	Tue 08/11/11	Mon 14/11/11	207	
209	Coil Ramp Up	1 day	Mon 14/11/11	Tue 15/11/11	208	
210	Operation with probable Quench / warm up / cool down / operate cycles	2 wks	Tue 15/11/11	Tue 29/11/11	209	
211	Solenoid 1 ready for Magnetic Measurment Tests	0 days	Tue 29/11/11	Tue 29/11/11	210	
212	Documentation	4 wks	Tue 30/08/11	Mon 26/09/11	199	
213	**Quench Protection**	**1 day**	**Thu 28/10/10**	**Thu 28/10/10**		
215	**Data Logging**	**1 day**	**Thu 28/10/10**	**Thu 28/10/10**		
219	**Power and Controls Racks**	**130 days**	**Wed 08/12/10**	**Wed 15/06/11**		
220	Specification of the control requirements	50 days	Wed 08/12/10	Wed 23/02/11		
221	Specification of the controls complete	0 days	Wed 23/02/11	Wed 23/02/11	220	
222	Hardware construction	3 mons	Thu 24/02/11	Wed 18/05/11	221	
223	Software writting and debugging	3 mons	Thu 24/02/11	Wed 18/05/11	221	
224	Documentation	4 mons	Thu 24/02/11	Wed 15/06/11	221	
225	Shipping	7 days	Thu 19/05/11	Fri 27/05/11	223,222	
226	**Acceptance Testing**	**1 day**	**Thu 28/10/10**	**Thu 28/10/10**		
230	**Magnetic Measurement**	**292.5 days**	**Thu 28/10/10**	**Fri 23/12/11**		
231	**Solenoid 2**	**18 days**	**Tue 20/09/11**	**Fri 14/10/11**		
232	Delivery of measurement system	0 days	Tue 20/09/11	Tue 20/09/11	204	
233	Setup of measurement system	1 wk	Wed 21/09/11	Tue 27/09/11	232,204	
234	Magnetic measurements	2 wks	Wed 28/09/11	Tue 11/10/11	233	
235	Reporting and sign off	3 days	Wed 12/10/11	Fri 14/10/11	234	
236	**Solenoid 1**	**292.5 days**	**Thu 28/10/10**	**Fri 23/12/11**		
237	Delivery of measurement system	0 days	Thu 28/10/10	Thu 28/10/10	270	
238	Setup of measurement system	1 wk	Tue 29/11/11	Tue 06/12/11	237,211	
239	Magnetic measurements	2 wks	Tue 06/12/11	Tue 20/12/11	238	
240	Reporting and sign off	3 days	Tue 20/12/11	Fri 23/12/11	239	
241	**Engineering Drawings**	**80 days**	**Mon 08/11/10**	**Wed 09/03/11**		
242	Sort drawing file from Wang	2 wks	Mon 08/11/10	Fri 19/11/10		Sisi Shan
243	Produce part models	2 mons	Mon 22/11/10	Wed 26/01/11	242	Sisi Shan
244	Produce assembly models	2 mons	Thu 13/01/11	Wed 09/03/11	243FS-2 wks	Roy Preece
245	**Shipping**	**109.5 days**	**Mon 17/10/11**	**Fri 16/03/12**		
246	Package solenoid 2	4 wks	Mon 17/10/11	Fri 11/11/11	235	
247	Ship Solenoid 2 to UK	8 wks	Mon 14/11/11	Fri 06/01/12	246	
248	Solenoid 2 arrives at RAL	0 days	Fri 06/01/12	Fri 06/01/12	247	
249	Package Solenoid 1	4 wks	Fri 23/12/11	Fri 20/01/12	240	
250	Ship Solenoid 1 to UK	8 wks	Fri 20/01/12	Fri 16/03/12	249	
251	Solenoid 1 arrives at RAL	0 days	Fri 16/03/12	Fri 16/03/12	250	
252	**Integration**	**1 day**	**Thu 28/10/10**	**Thu 28/10/10**		
255	**Project Plan**	**1 day**	**Thu 28/10/10**	**Thu 28/10/10**		
262	**Progress Meetings**	**1 day**	**Thu 28/10/10**	**Thu 28/10/10**		
265	**Safety**	**1 day**	**Thu 28/10/10**	**Thu 28/10/10**		
270		1 day?	Thu 28/10/10	Thu 28/10/10		

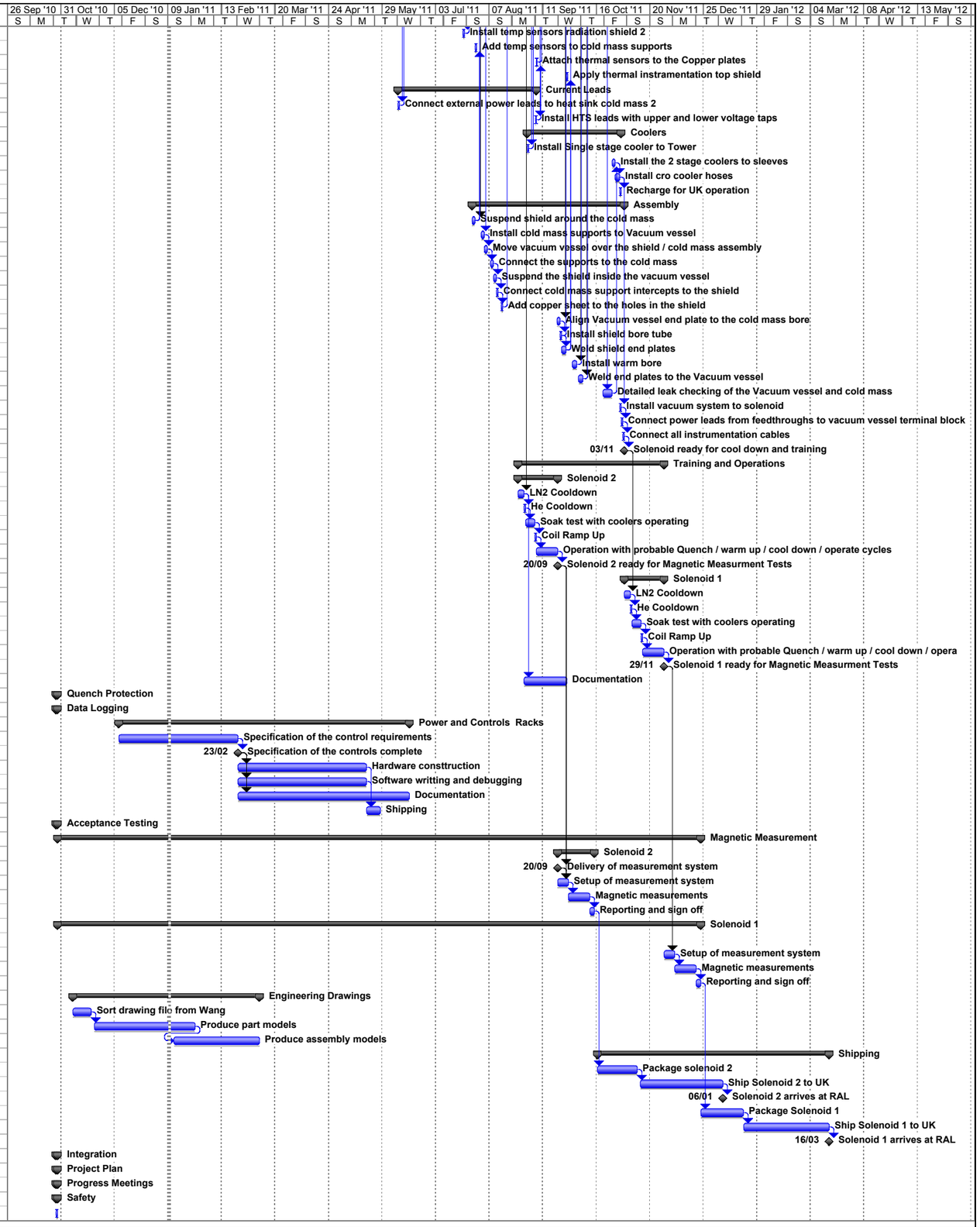

Project: Spectrometer Solenoids Ver4
Date: Mon 10/01/11

Task | Progress | Milestone | Summary | Rolled Up Task | Rolled Up Milestone | Rolled Up Progress | Split | External Tasks | Project Summary | Group By Summary | Deadline