

Neutrino Factory and Muon Collider Collaboration

Overview

MUTAC Review

April 6, 2009

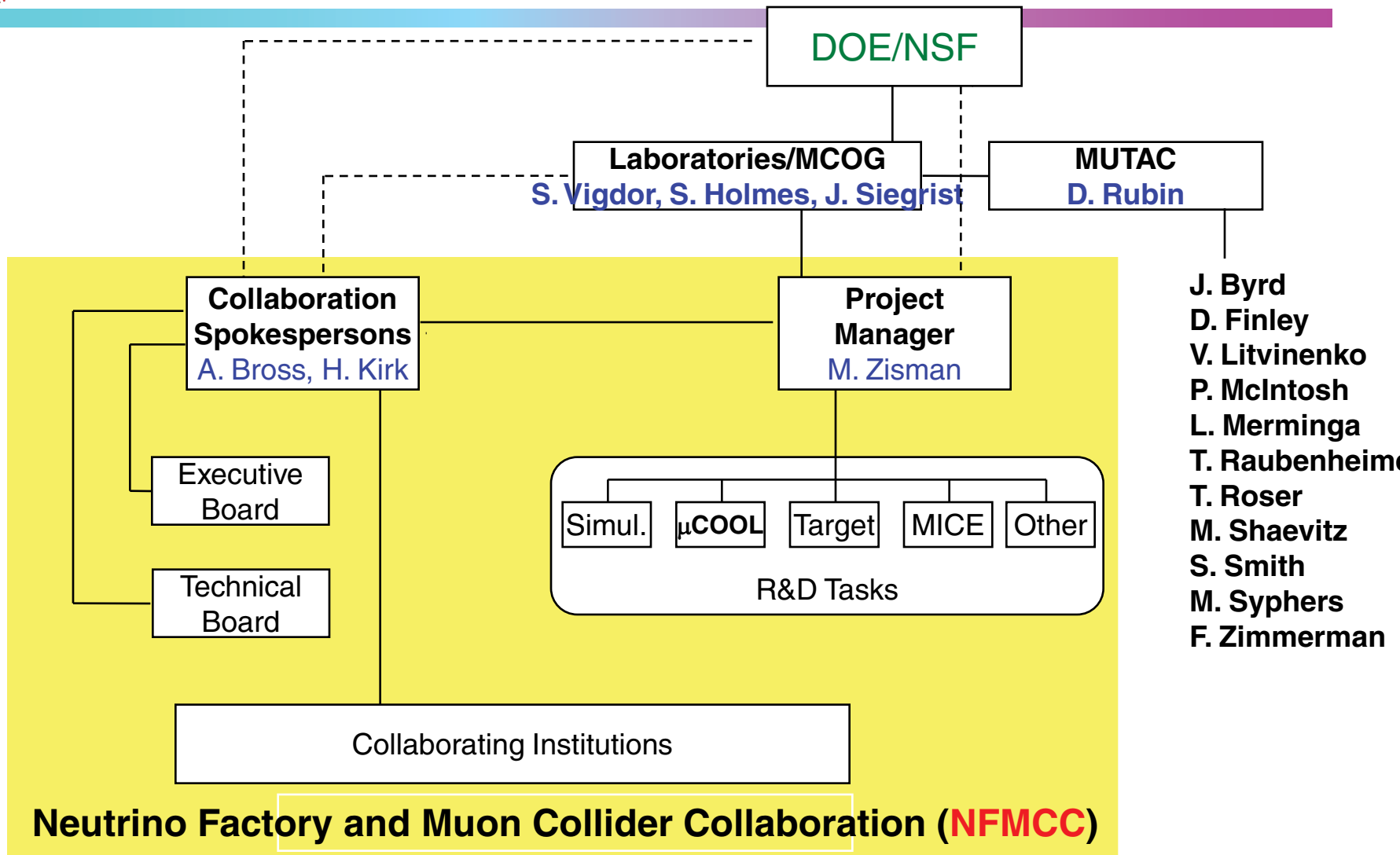
Alan Bross

NFMCC Mission

To study and develop the theoretical tools, the software simulation tools, and to carry out R&D on the hardware that is unique to the design of Neutrino Factories and Muon Colliders

- Extensive experimental program to verify the theoretical and simulation predictions

Current Organization



Collaborating Institutions

US

National Labs

ANL*
 BNL*
 FNAL*
 LBNL*
 ORNL*
 TJNAF*

Universities

Cornell
 Illinois
 IIT*
 Indiana
 Iowa
 Michigan State
 Mississippi*
 Northern Illinois
 Princeton*
 UC-Berkeley*
 UC-Davis
 UC-Los Angeles*
 UC-Riverside*
 Wisconsin

International

National Labs

Budker
 CERN
 DESY
 INFN
 JINR, Dubna
 KEK
 RAL
 TRIUMF

Universities

Karlsruhe
 Imperial College
 ICST-Harbin*
 Lancaster
 Max Planck
 Osaka
 Oxford
 Pohang
 Tel Aviv

Corporate Partners
 Muons Inc.
 Tech-X Corporation

*Currently Funded via the NFMCC

Executive Board

A. Bross	FNAL	Co-Spokesperson	bross@fnal.gov
H. Kirk	BNL	Co-Spokesperson	kirk@bnl.gov
A. Sessler	LBNL	Associate Spokesperson	amsessler@lbl.gov
I. Ben-Zvi	BNL		benzvi@bnl.gov
D. Cline	UCLA		dcline@physics.ucla.edu
S. Geer	FNAL		sgeer@fnal.gov
G. Hanson	UC Riverside		Gail.Hanson@ucr.edu
D. Kaplan	IIT		kaplan@fnal.gov
K. McDonald	Princeton University		kirkmcd@Princeton.edu
R. Palmer	BNL		palmer@bnl.gov
D. Summers	U. Mississippi		summers@phy.olemiss.edu
A. Tollestrup	FNAL		alvin@fnal.gov
J. Wurtele	LBNL/UC Berkeley		wurtele@physics.berkeley.edu
M. Zisman	LBNL	Project Manager	mszisman@lbl.gov
J. Gallardo	BNL	Scientific Secretary	gallardo@bnl.gov



Technical Board

Alan Bross	Co-Spokesperson	bross@fnal.gov
Rick Fernow		fernow@bnl.gov
Michael Green		magreen@lbl.gov
Don Hartill		dlh@lns.cornell.edu
Dan Kaplan		kaplan@fnal.gov
Harold Kirk	Co-Spokesperson	kirk@bnl.gov
Andreas Jansson		jansson@fnal.gov
Kirk McDonald		kirkmcd@Princeton.edu
Jim Norem		norem@anl.gov
Bob Rimmer		rarimmer@jlab.org
Mike Zisman	Project Manager	MSZisman@lbl.gov

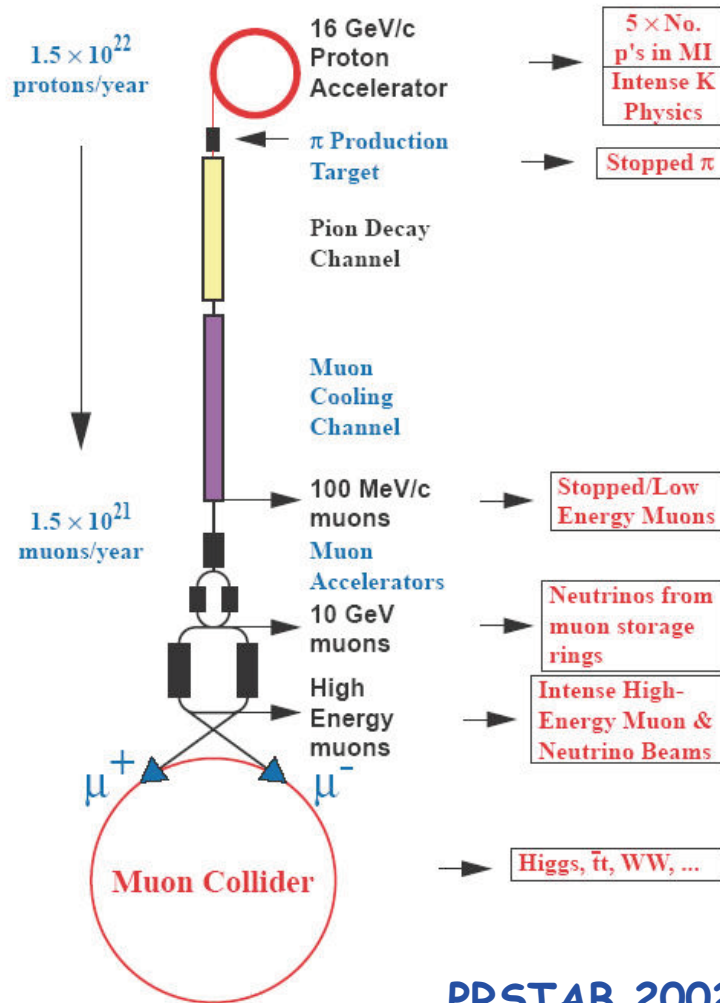
Theory & Simulation Board

R. Fernow (BNL)	Chair	fernow@bnl.gov
H. Kirk (BNL)	Targetry Simulation Co-ordinator	kirk@bnl.gov
D. Neuffer (FNAL)	Front-End Systems Co-ordinator	neuffer@fnal.gov
R. Fernow (BNL)	Emittance Exchange/Ring Cooler Coordinator	fernow@bnl.gov
S. Berg/ C. Johnstone (BNL)/(FNAL)	Acceleration Simulation Coordinators	jsberg@bnl.gov cjj@fnal.gov
A. Sessler (LBNL)	Theory Co-ordinator	amsessler@lbl.gov
M. Berz (MSU)		berz@msu.edu
G. Hanson (UCR)		Gail.Hanson@ucr.edu
E. Keil (FNAL)		Eberhard.Keil@t-online.net
S. Koscielniak (Triumf)		shane@triumf.ca
R. Palmer (BNL)		palmer@bnl.gov

Motivation for Muon Acceleration R&D

Why are we so excited about this work?

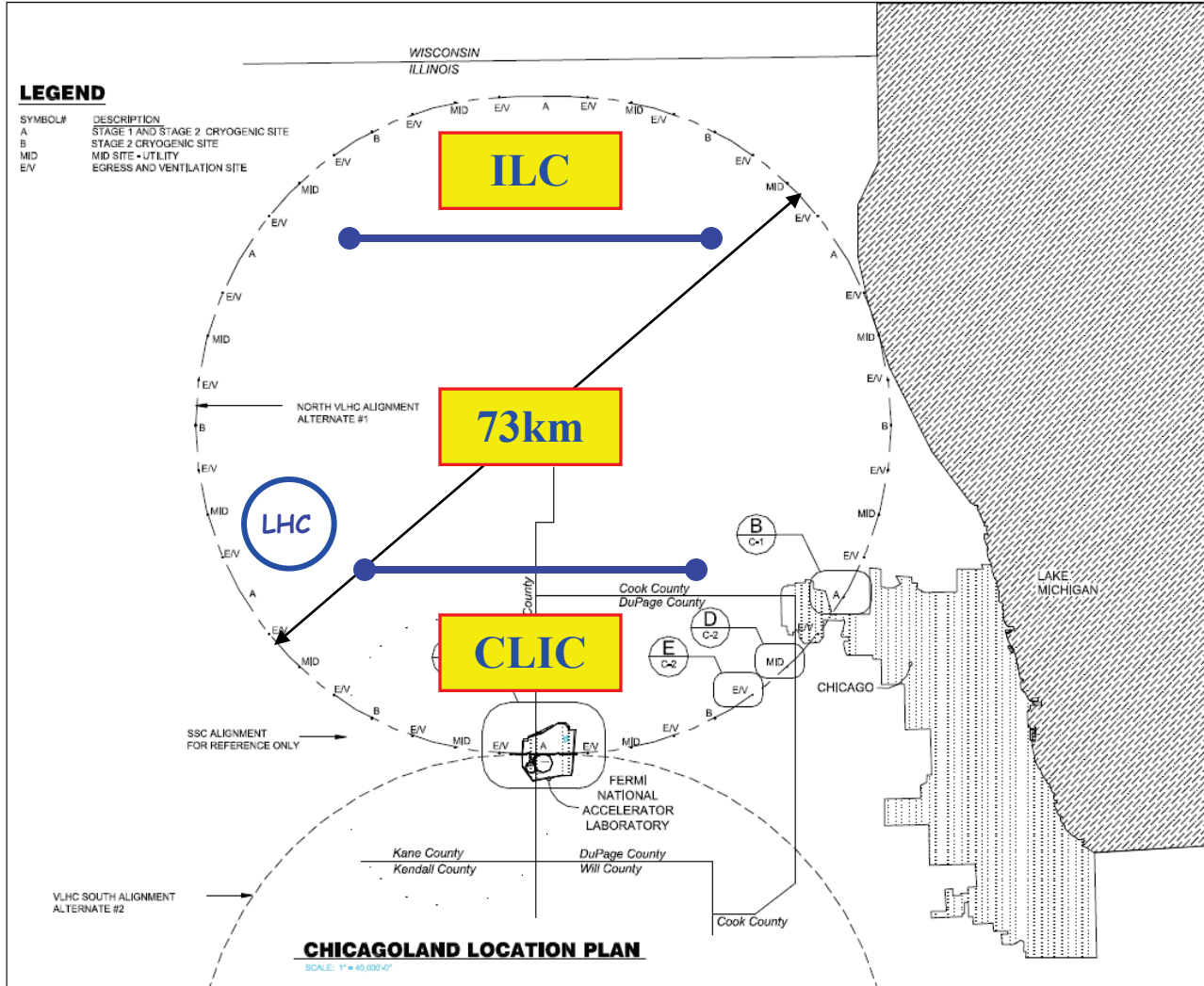
Evolution of a Physics Program



PRSTAB 2002

1. Intense Low-energy muon physics
 μ e conversion experiment
2. Neutrino Factory
 Low Energy 4 GeV
 High Energy 25 GeV
3. Energy Frontier Muon Collider
 1.5 - 4 TeV+

Footprint and the Energy Frontier



The VLHC is the largest machine to be seriously considered to date

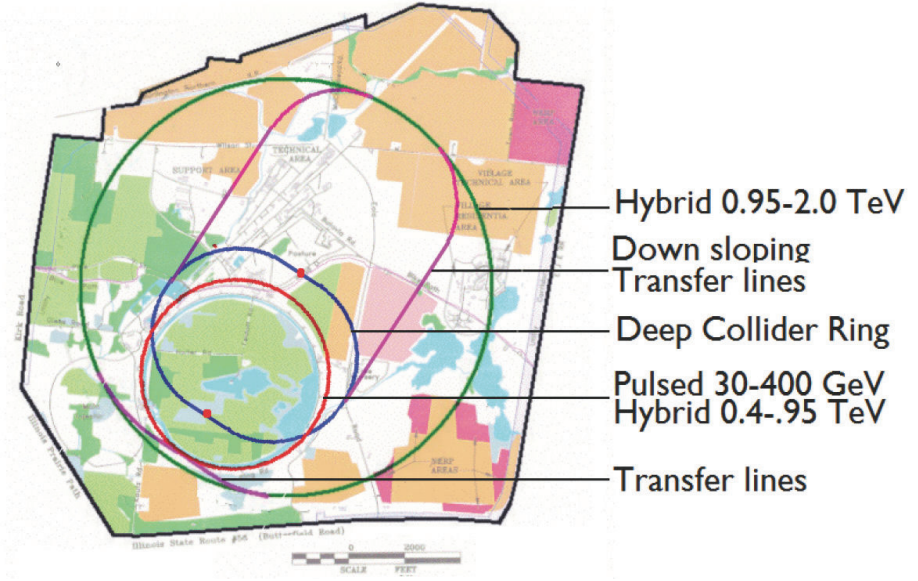
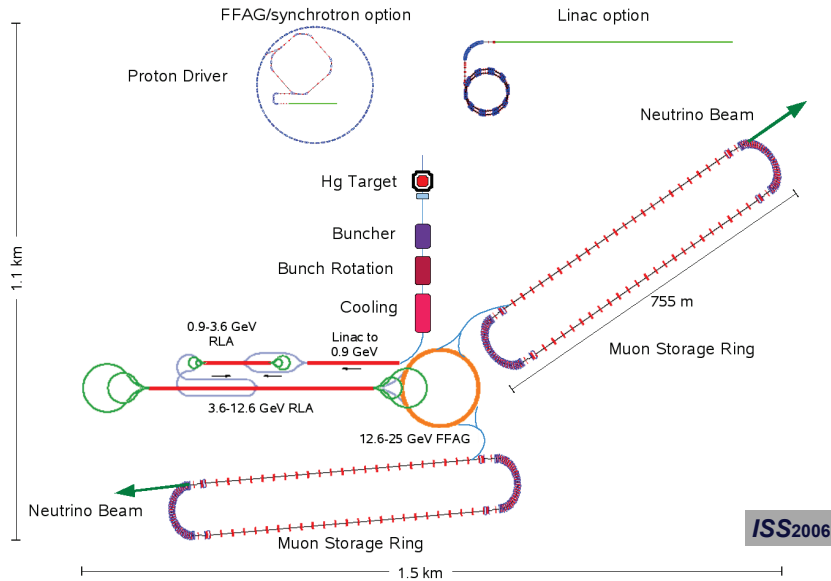
Stage 1 - 40 TeV
> 2 TeV

ILC \Rightarrow 0.5 TeV

CLIC \Rightarrow 3 TeV

Muon Facilities are different

Neutrino Factory \Rightarrow Muon Collider



- **Neutrino Factory**

IDS Baseline (FS1, FS2(a) ISS)

25 GeV μ storage ring

- **MC: One Concept**

- 4 TeV Center-of-Mass

- Rapid-Cycling Synchrotron Acceleration

SMALL FOOTPRINT

NF Motivation - Physics Reach (ISS)

arXiv:0710.4947v2 [hep-ph]

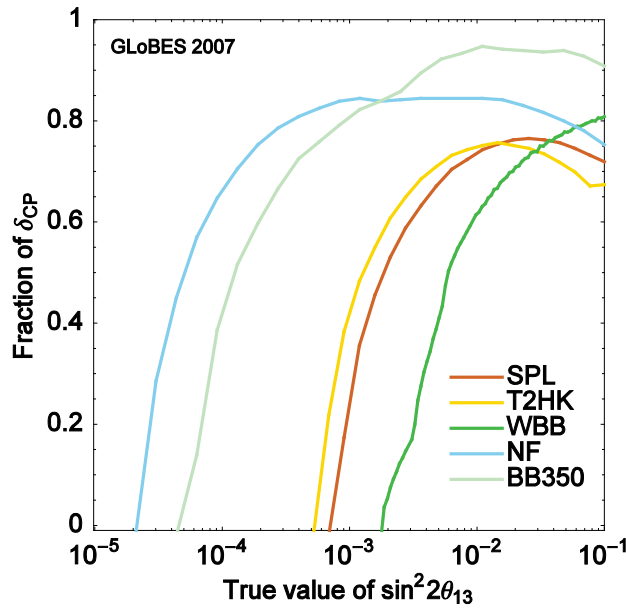
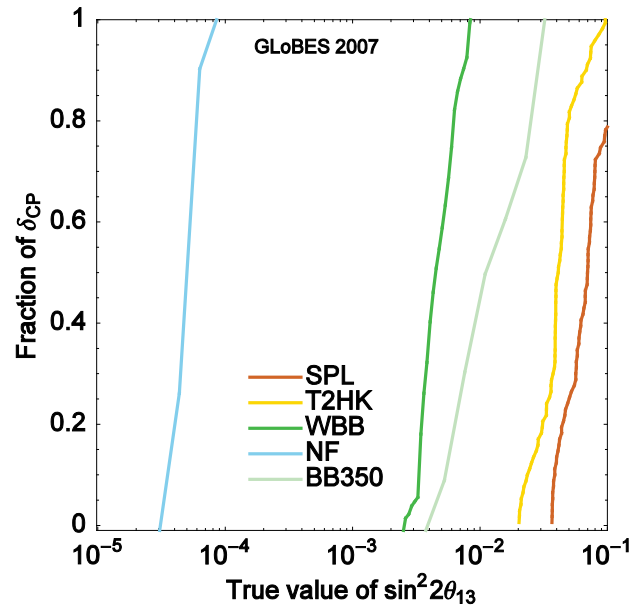
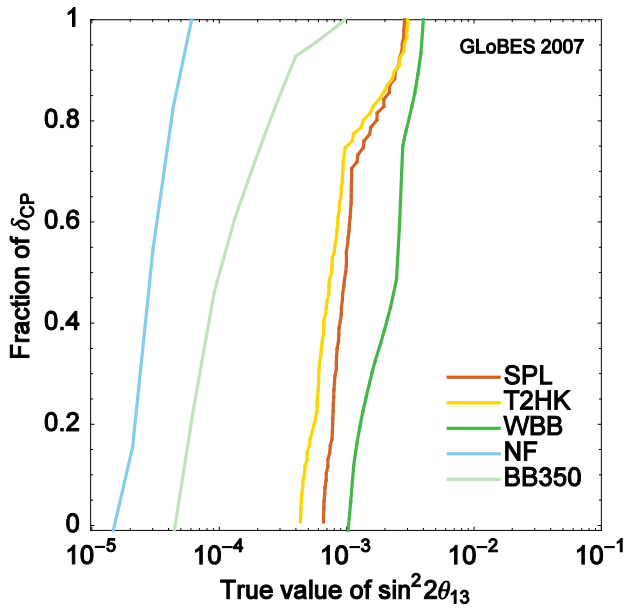
- The NF still gives the best Physics Reach in 3ν mixing model
- And NF presents best opportunity to exploit New Physics

3σ contours shown

Sin²θ₁₃

Hierarchy

δ CP



SPL: 4MW, 1MT H₂OC, 130 km BL
 T2HK: 4 MW, 1MT H₂OC, 295 km BL
 WBB: 2MW, 1MT H₂OC, 1300 km BL

NF: 4MW, 100KT MIND, 4000 & 7500 BL
 BB350: γ=350, 1MT H₂OC, 730 km BL

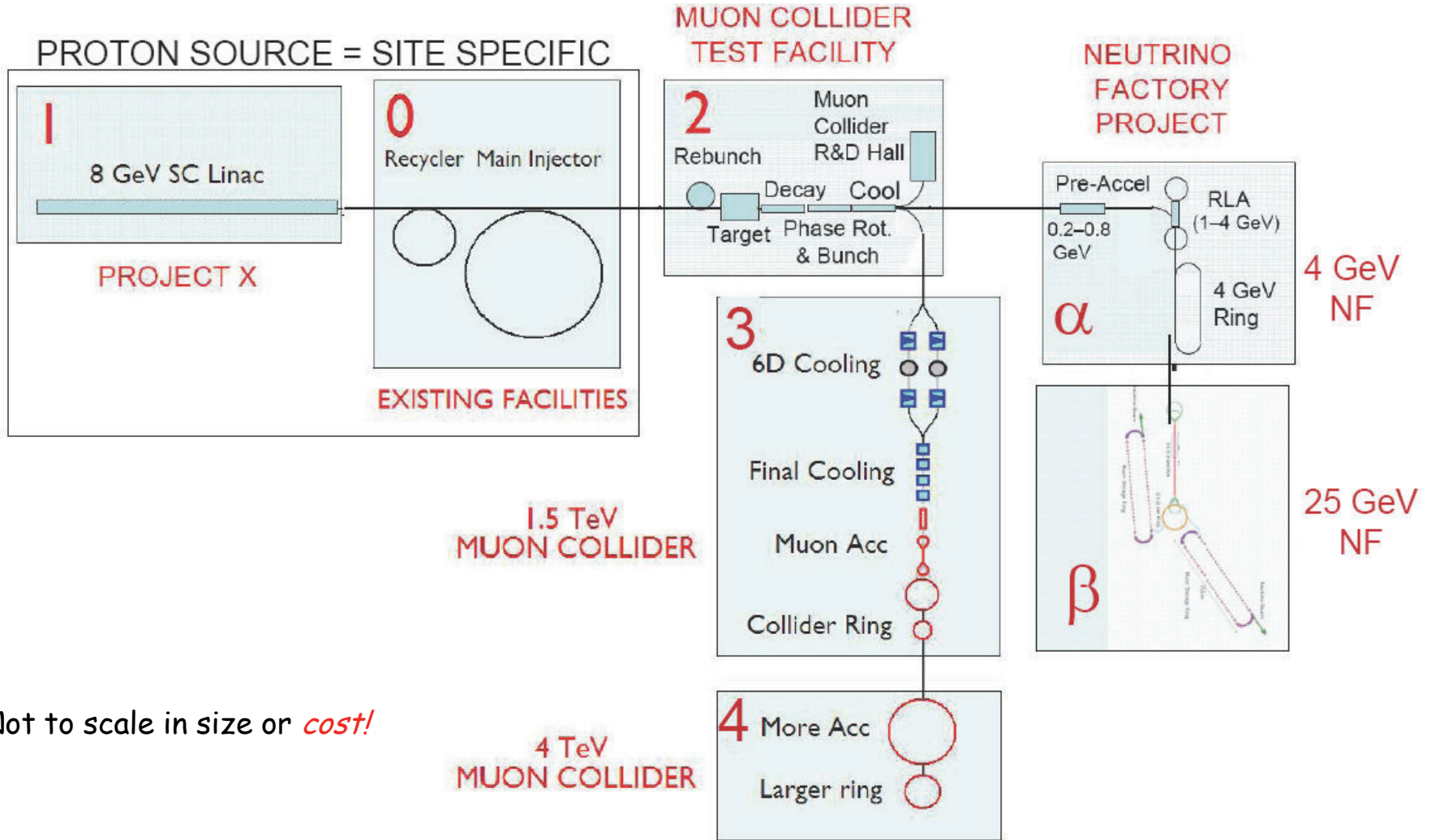
Muon Collider - Motivation

Reach Multi-TeV Lepton-Lepton Collisions
at High Luminosity

Muon Colliders may have
special role for precision measurements.
Small ΔE beam spread -
Precise energy scans

Small Footprint -
Could Fit on Existing Laboratory Site

Evolution of Muon Facility @ Fermilab



Not to scale in size or *cost!*

Needs Common to NF and MC Facility

- Proton Driver

 - Project X

 - PD for MC likely can work for NF
but not necessarily vice versa

- Target, Capture, and Decay

 - create π 's; decay into μ 's

- Phase Rotation

 - reduce ΔE of bunch

- Cooling

 - reduce emittance of the muons

 - Cost-effective for NF

 - Essential for MC

- Acceleration

 - Accelerate the Muons

- Storage Ring

 - store for ~ 1000 turns

80%
Overlap
in initial
R&D

But there are Key Differences

Neutrino Factory

- Cooling
 - Reduce transverse emittance
 - $\epsilon_{\perp} \sim 7 \text{ mm}$
- Acceleration
 - Accelerate to 25 GeV
 - May be as low as 5-7 GeV
- Decay Ring
 - No intersecting beams

Muon Collider

- Cooling
 - Reduce 6D emittance
 - $\epsilon_{\perp} \sim 3\text{-}25 \mu\text{m}$
 - $\epsilon_L \sim 70 \text{ mm}$
- Acceleration
 - Accelerate to 1-2 TeV
- Collider Ring
 - Intersecting beams

Key R&D Issues

- High Power Targetry - NF & MC (*MERIT Experiment*)
- Initial Cooling - NF & MC (*MICE (4D Cooling)*)
- RF R&D - NF & MC (*MuCool, MCTF, Muons Inc.*)
 - Investigate operation of vacuum RF cavities in presence of high magnetic fields
 - Investigate Gas-Filled RF cavities
 - Operation in B field and Beam-Induced Effects
 - While obtaining high accelerating gradients ($\sim 16\text{MV/m}$)
- Intense 6D Cooling - MC (*MCTF, Muons Inc.*)
 - RFOFO "Guggenheim"
 - Helical Channel Cooling (Manx Proposal)
 - Parametric Resonance Ionization Cooling
- High Field Magnets
 - HTS magnet R&D (in collaboration with National HTS Collaboration)
- Bunch Recombination
- Acceleration- A cost driver for both NF & MC, but in very different ways
 - FFAGs (*Electron Model with Many Applications - Applicable for Muon Acceleration*)
 - Multi-turn RLAs
- Storage Ring(s) - NF & MC
- Theoretical Studies NF & MC (Joint NFMCC & MCTF)
 - Analytic Calculations*
 - Lattice Designs*
 - Numeric Simulations*

Note: Almost all R&D Issues for a NF are currently under theoretical and experimental study

Scientific Program

Targetry R&D: Mercury Intense Target Experiment (MERIT)

Co-Spokespersons: Kirk McDonald, Harold Kirk

Ionization Cooling R&D: MuCool and MICE

MuCool Spokesperson: Alan Bross

US MICE Leader: Dan Kaplan

Simulations & Theory

Coordinator: Rick Fernow

Collaborating on EMMA

Collaborating on the International Design Study for a Neutrino Factory (IDS-NF)

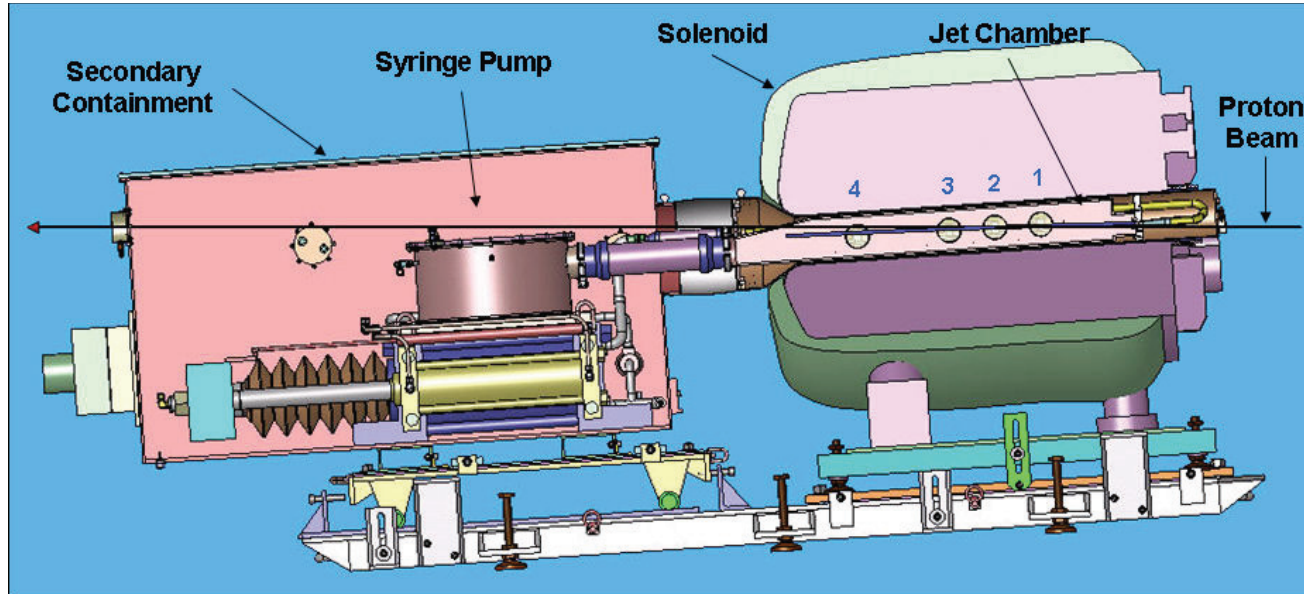
Fermilab Muon Collider Task Force

V. Shiltsev, S. Geer

MERIT

Mercury Intense Target
Liquid-Hg Jet

The Experiment Reached 30TP @ 24 GeV

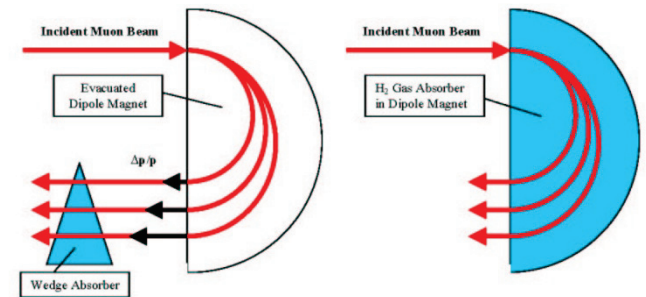
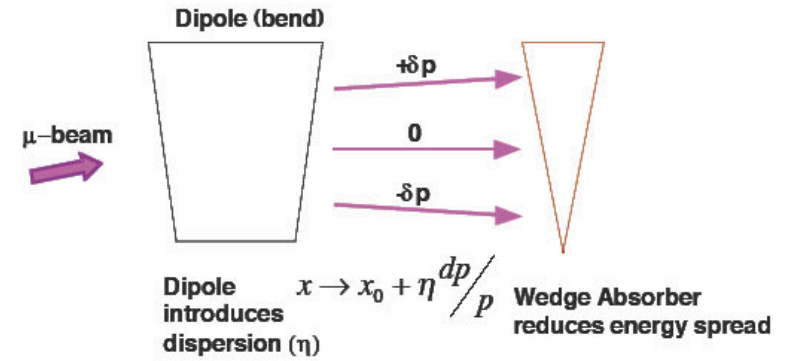
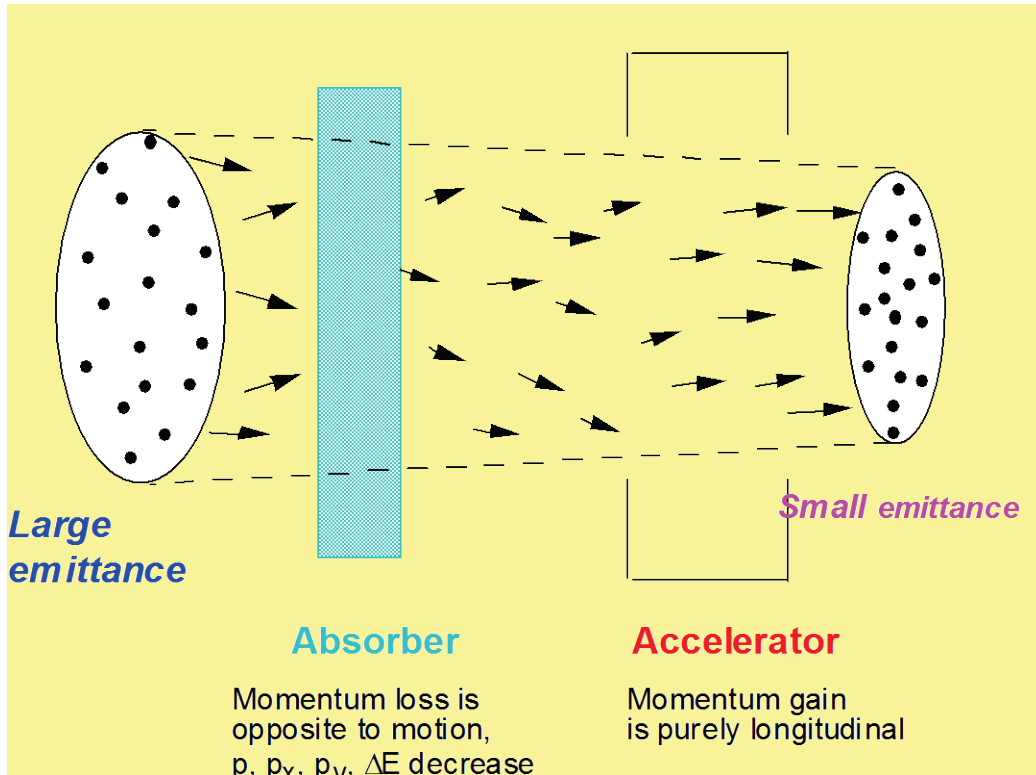


- Beam pulse energy = 115kJ
- B-field = 15T
- Jet Velocity = 20 m/s
- Measured Disruption Length = 28 cm
- Required "Refill" time is then $28\text{cm}/20\text{m/s} = 14\text{ms}$
 - Rep rate of 70Hz
- Proton beam power at that rate is $115\text{kJ} * 70 = 8\text{MW}$

Muon Ionization Cooling R&D

MuCool and MICE

Muon Ionization Cooling



 **Muons, Inc.**
 Innovation in Research

Transverse

Longitudinal - Emittance Exchange

MuCool

Component R&D


- MuCool**

Component testing: RF, Absorbers, Solenoids

With High-Intensity Proton Beam

Uses Facility @Fermilab (MuCool Test Area -MTA)

Supports Muon Ionization Cooling Experiment (MICE)



42 cm \varnothing Be RF window

MuCool Test Area



MuCool
 201 MHz RF Testing



MuCool
 LH₂ Absorber
 Body

RF Test Program

MuCool has the primary responsibility to carry out the RF Test Program

- Study the limits on Accelerating Gradient in NCRF cavities in high magnetic field
- It has been proposed that the behavior of RF systems in general can be described (predicted) by universal curves

Tensile Stresses are important in RF Breakdown events

Study of RF cavity performance with different materials

- Coatings, base materials (Cu, Al, Be), Temperature effects

- This applies to all accelerating structures
- Fundamental Importance to both NF and MC - RF needed in

Muon capture, bunching, phase rotation

Muon Cooling

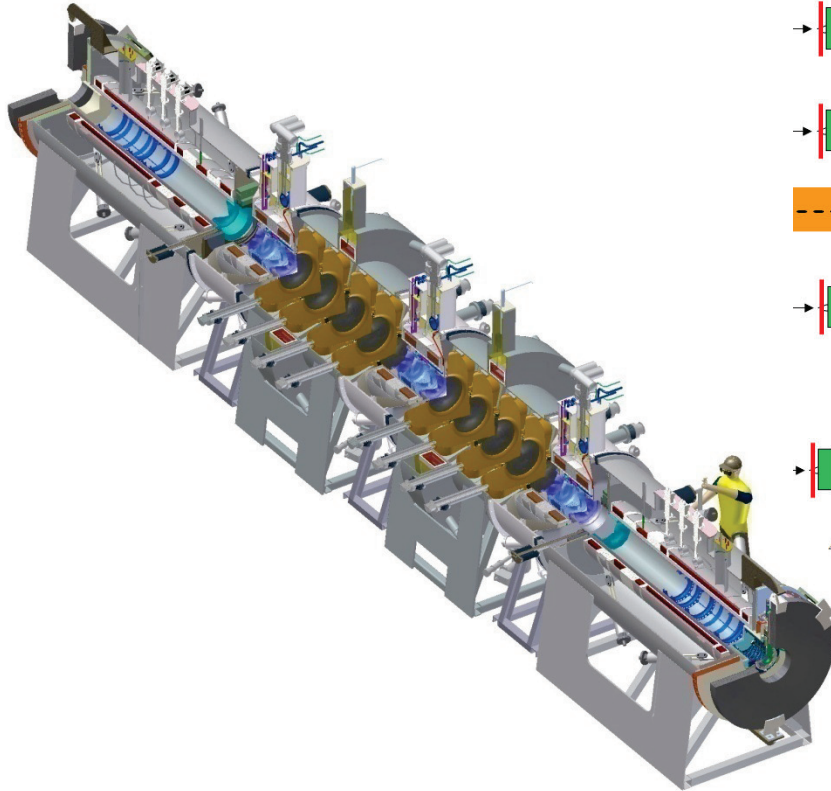
Acceleration

*Arguably the single most critical
Technical challenge for the NF & MC*

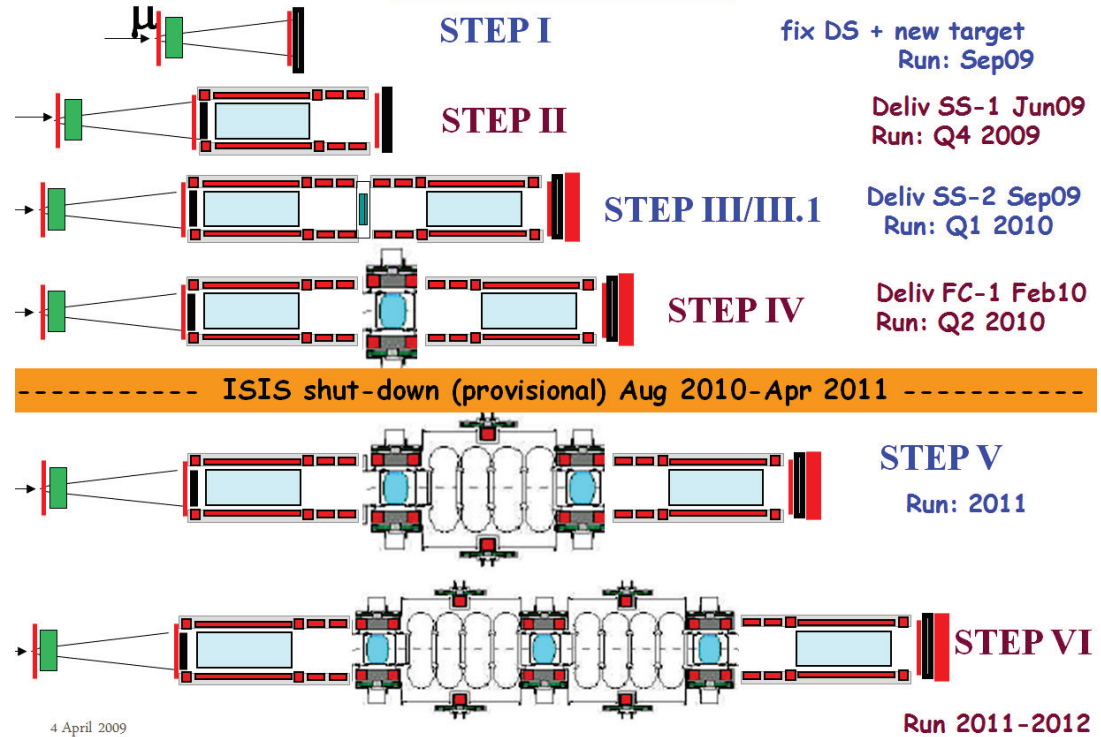
Muon Ionization Cooling Experiment (MICE)

MICE

Measurement of Muon Cooling
Emittance Measurement @ 10^{-3}
First Beam February 2008



Provisional MICE Schedule



International Design Study for a Neutrino Factory

The IDS-NF

IDS-NF

- Takes as starting point - International Scoping Study v-Factory parameters
 - ~4MW proton source producing muons, accelerate to 25 GeV, Two baselines: 4000km & 7500km
- IDS Goals
 - Specify/compute physics performance of neutrino factory
 - Define accelerator and detector systems
 - Estimate cost and schedule
 - Identify necessary R&D items
- IDS Deliverables
 - Interim design report (c. 2010)
 - Engineering designs for accelerator and detector systems
 - Cost and schedule estimates
 - Work plan to deliver reference design report
 - Report production itself
 - Outstanding R&D required
 - Reference design report (c. 2012)
 - Basis for asking for the transition into a Project

IDS-NF Option: 4 GeV ν -Factory

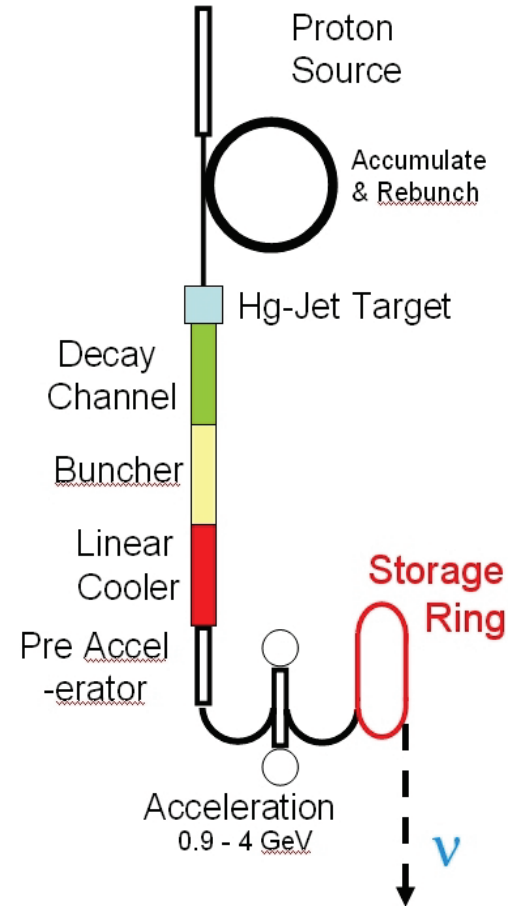
- Fermilab to DUSEL (South Dakota) baseline -1290km
- 4 GeV muons yield appropriate L/E_ν
- Use a magnetized totally active scintillator detector

Geer, Mena, Pascoli

Phys. ReV D 75, 093001 (2007)

Bross, Ellis, Geer, Mena, Pascoli

Phys. ReV D 77, 093012 (2008)



Ankenbrandt, Bogacz, Bross, Geer, Johnstone, Neuffer, Popovic
 Fermilab-Pub-09-001-APC; Submitted to PRSTAB

Design Studies

Muon Collider

Design Studies

- Muon Collider Design and Simulation work has reached a new level of intensity

Work in all areas

Cooling

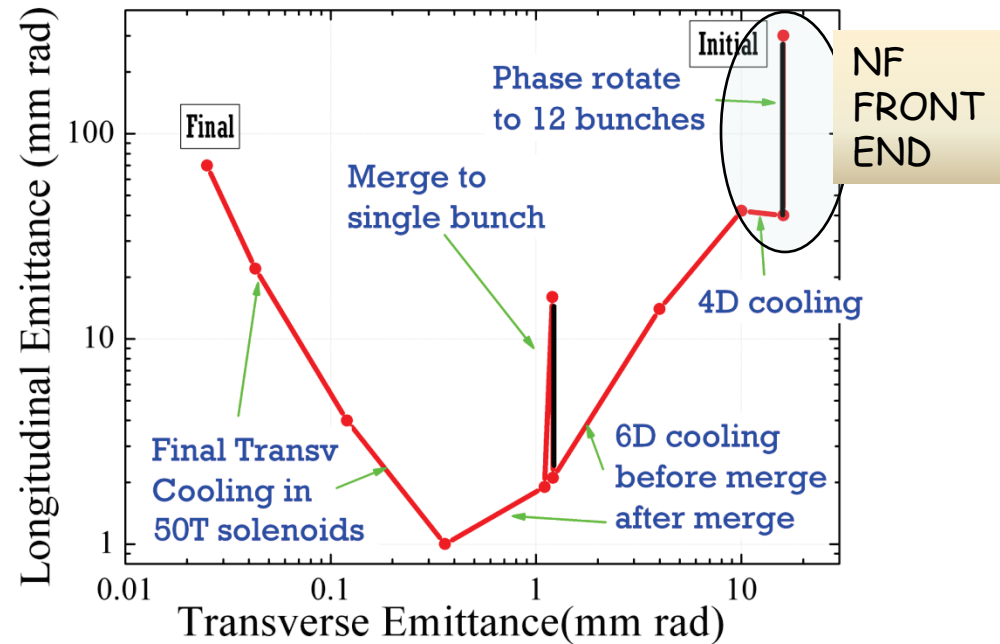
Acceleration

Ring and IR

Start on Detector design considerations

Muon Collider Design Progress

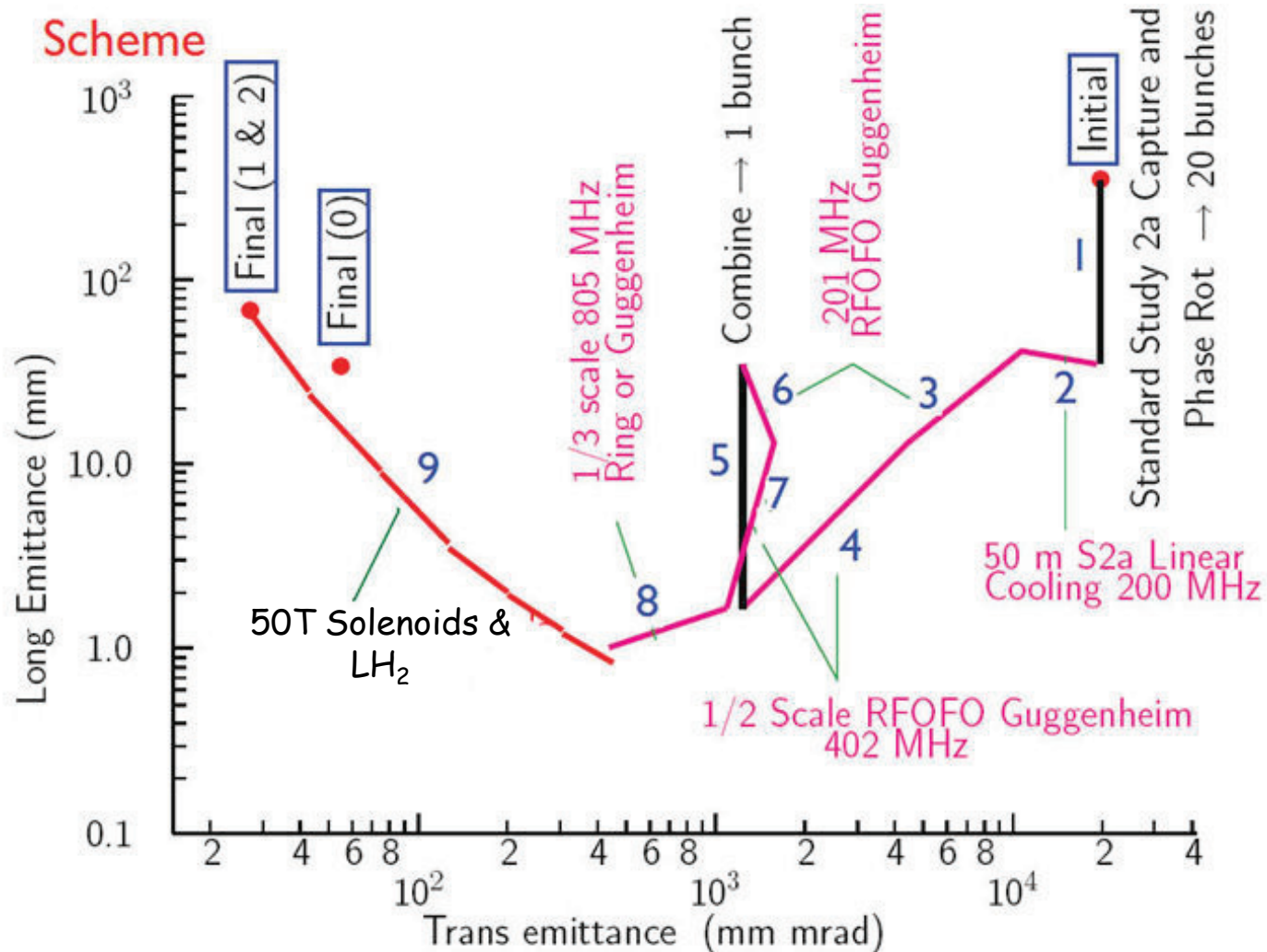
- Muon Collider designs start with a NF front-end, but require a much more ambitious cooling channel (6D cooling $\sim O(10^6)$ c.f. 4D cooling $\sim O(100)$).
- In the last 5 years concepts for a complete end-to-end self consistent cooling scheme have been developed



Requires beyond state-of-art components: need to be developed
Hardware development and further simulations need to proceed together to inform choices between alternative technologies

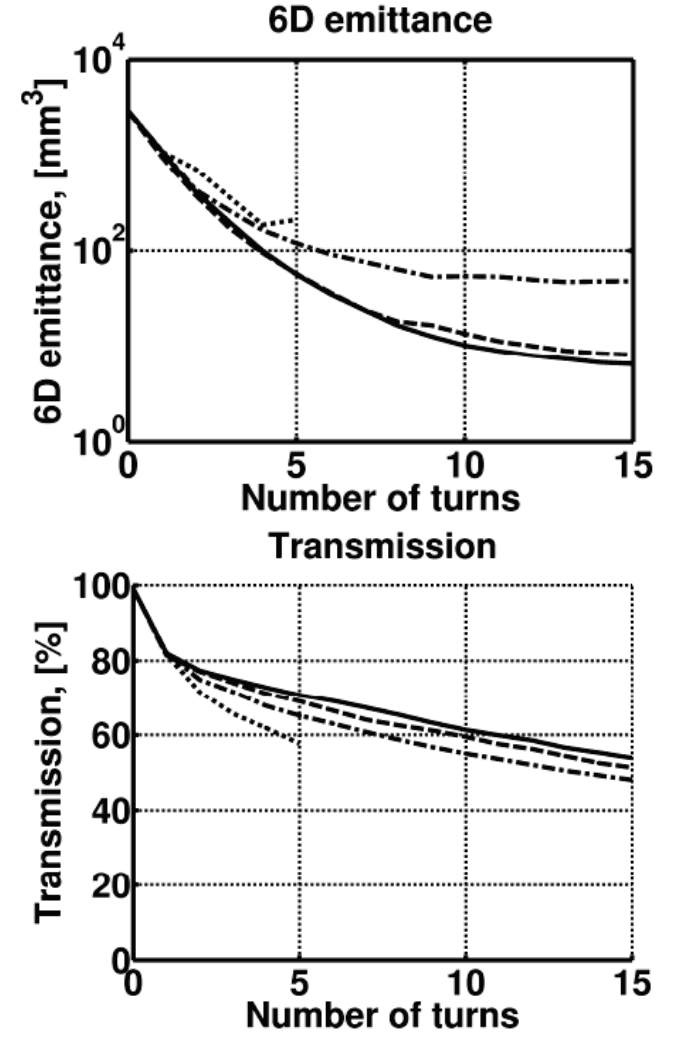
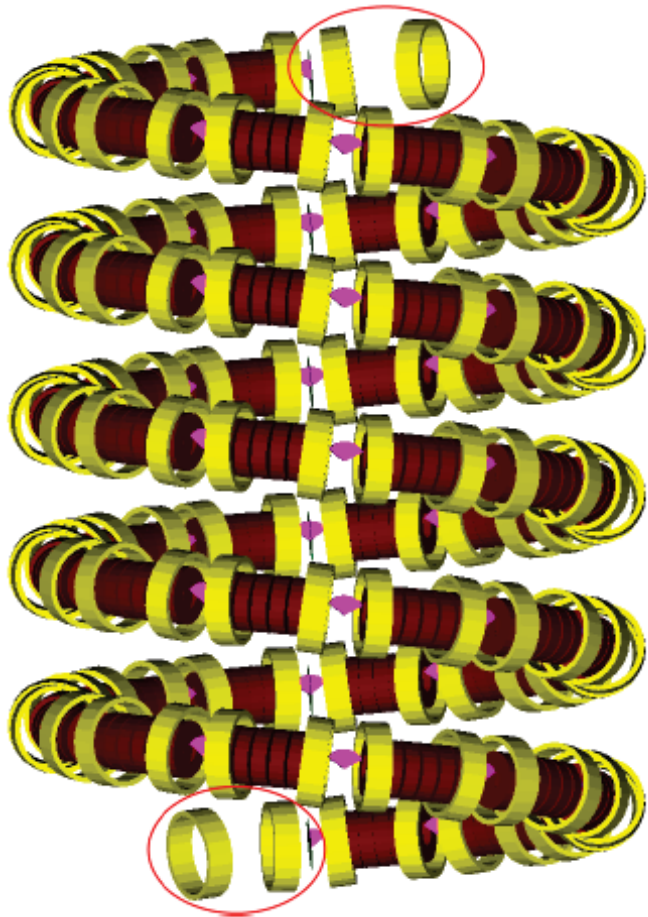
- Also progress on acceleration scheme & Collider ring design, but the cooling channel presently provides the main Muon Collider challenge

A Muon Collider Cooling Scenario



Guggenheim RFOFO - Simulations

Multilayer scheme



Parameters of Different MC options

	Low Emit.*	High Emit.**	MCTF07	MCTF08
\sqrt{s} (TeV)		1.5		
Av. Luminosity ($10^{34}/\text{cm}^2/\text{s}$) *	2.7	1	1.33-2	
Av. Bending field (T)	10	6	6	
Mean radius (m)	361.4	500	500	\Rightarrow 495
No. of IPs	4	2	2	
Proton Driver Rep Rate (Hz)	65	13	40-60	
Beam-beam parameter/IP	0.052	0.087	0.1	
β^* (cm)	0.5	1	1	
Bunch length (cm)	0.5	1	1	
No. bunches / beam	10	1	1	
No. muons/bunch (10^{11})	1	20	11.3	
Norm. Trans. Emit. (μm)	2.1	25	12.3	
Energy spread (%)	1	0.1	0.2	
Norm. long. Emit. (m)	0.35	0.07	0.14	
Total RF voltage (GV) at 800MHz		$407 \times 10^3 \alpha_c$	0.21**	0.84** \Rightarrow 0.3 [†]
Muon survival $N_\mu/N_{\mu 0}$		0.31	0.07	0.2 ?
μ^+ in collision / proton		0.047	0.01	0.03 ?
8 GeV proton beam power	3.62***	3.2	1.9-2.8	?

*Muons Inc.

**Palmer et. al.

Muon Accelerator R&D *Conclusions*

- Neutrino Factory

Compelling case for a precision neutrino program

With present assumptions Neutrino Factory outperforms other options. However, more is needed before concluding this is the right path

- What the on-going Neutrino Physics program tells us
- Process must include cost and schedule considerations
 - International Design Study

- Muon Collider

New concepts improve the prospects for a multi-TeV Muon Collider

Advanced concepts for 6D muon ionization cooling

Front-end is the same (similar) as for a Neutrino Factory

The Way Forward

- **Technical Progress**

The MERIT experiment has come to a successful completion

Analyzing Data

MuCool is preparing for an exciting new phase

MICE is moving ahead

With some bumps along the road

We have strong participation in the IDS for a Neutrino Factory

- **Major Progress on the MC**

December 2008 Submission of a joint NFMCC - MCTF 5 Year Proposal to DOE

Produce Muon Collider Feasibility Design Study

- First Defendable costing

- **Resource Limitations**

The collaboration is still funding limited and progress in a number of areas is considerably slower than is technically possible

Our 5 Year Plan Proposal Addresses this

Road Map to the Future

- We believe ~2013 will be a pivotal time in HEP
 - LHC Physics Results
 - Neutrino Data from Reactor and Accelerator Experiments
 - Double Chooz Daya Bay
 - MINOS, T2K ,Nova
 - Major Studies for Frontier Lepton-Colliders Completed
 - ILC EDR
 - CLIC CDR
- There are likely to be many exciting results that will point us in *Some Direction*
 - We Don't Know Which One Yet - But a robust program in Muon Acceleration R&D will permit the NF and the MC to be a credible part of the discussion*
 - 5 Year Plan Proposal is time critical