

# Oscillation Physics at the Neutrino Factory

---

J.J. Gómez Cadenas

IFIC, Universidad de Valencia and  
DPNC, Université de Genève



# Disclaimer

---

- Not comprehensive, surely biased, my view of what is going on in the field.
- (Almost) not discussing:
  - Oscillation physics with LA "ICARUS" like detectors (will be covered by André Rubbia)
  - Potential of Beta Beams (will be covered by Jacques Bouchez)
  - Super Beams proposals and potential (Dough Michael)



# Outline

---

- Preliminaries
- Early research on neutrino oscillations at NuFact, as told by Spires (1998-2000)
- Degeneracies, Correlations, Systematic errors (2001,2002)
- Puzzling it out
  - Combining two facilities to solve degeneracies
  - Combining golden and silver channels
- Conclusions



---

# Preliminaries

### The source of the mixing

The Pontecorvo-Maki-Nakagawa-Sakata matrix:

$$\begin{pmatrix} \text{FlavourBasis} \\ |\nu_\alpha\rangle \end{pmatrix} = \sum_i U_{\text{PMNS}}^{\alpha i} \times \begin{pmatrix} \text{MassBasis} \\ |\nu_i\rangle \end{pmatrix}$$

and its space-evolution:

$$i \frac{d}{dx} |\nu_\alpha\rangle = \sum_\alpha \sum_\beta \left( U \left[ \frac{\Delta m^2}{2E_\nu} \right] U^\dagger + [A] \right)_{\alpha\beta} |\nu_\beta\rangle$$

$$\left[ \frac{\Delta m^2}{2E_\nu} \right] = \frac{1}{2E_\nu} \begin{pmatrix} 0 & 0 & 0 \\ 0 & \Delta m_{21}^2 & 0 \\ 0 & 0 & \Delta m_{31}^2 \end{pmatrix}$$

$$[A] = \begin{pmatrix} \sqrt{2}G_F N_e & 0 & 0 \\ 0 & 0 & 0 \\ 0 & 0 & 0 \end{pmatrix} \quad \text{Matter effects}$$

### The PMNS mixing matrix

$$\begin{pmatrix} 1 & 0 & 0 \\ 0 & c_{23} & s_{23} \\ 0 & -s_{23} & c_{23} \end{pmatrix} \Leftarrow \begin{array}{l} \Delta m_{23}^2 \text{ and } \theta_{23}: \\ \text{SK, K2K;} \\ \text{MINOS, CNGS} \end{array}$$

$$\begin{pmatrix} c_{13} & 0 & s_{13}e^{i\delta} \\ 0 & 1 & 0 \\ -s_{13}e^{-i\delta} & 0 & c_{13} \end{pmatrix} \Rightarrow \begin{array}{l} \text{CHOOZ bound:} \\ \sin^2(2\theta_{13}) \leq 0.1 \\ \text{NO HINTS on } \delta \end{array}$$

$$\begin{pmatrix} c_{12} & s_{12} & 0 \\ -s_{12} & c_{12} & 0 \\ 0 & 0 & 1 \end{pmatrix} \Leftarrow \begin{array}{l} \Delta m_{12}^2 \text{ and } \theta_{12}: \\ \text{SNO, KamLand} \end{array}$$

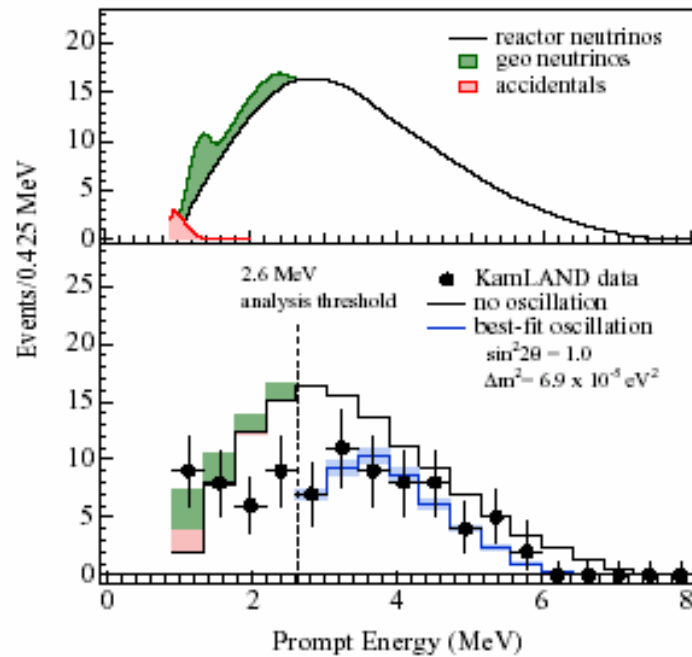
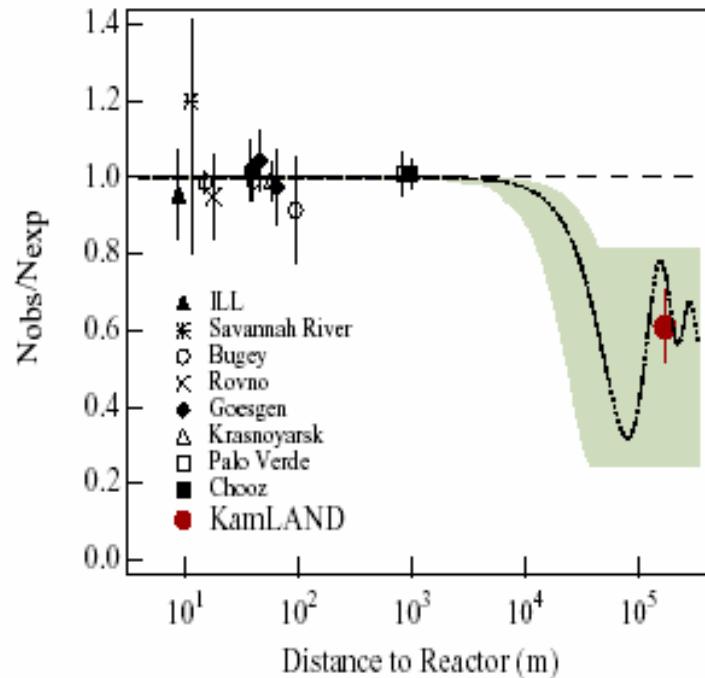
$$\begin{pmatrix} 1 & 0 & 0 \\ 0 & e^{i\gamma_1} & 0 \\ 0 & 0 & e^{i\gamma_2} \end{pmatrix} \Rightarrow \begin{array}{l} \text{Majorana phases:} \\ \text{not in oscillations!} \end{array}$$

- KamLAND (2002):**

Measures reactor neutrinos from a cluster of nuclear plants around Kamioka

$$\langle L \rangle = O(175) \text{ km}$$

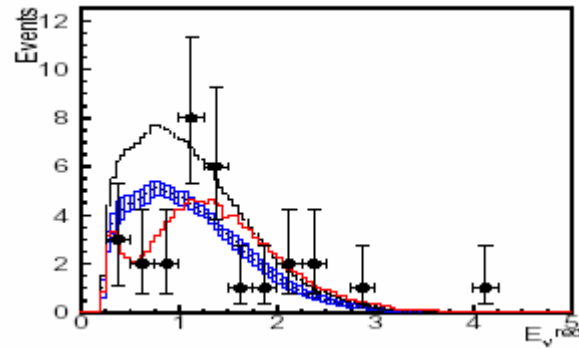
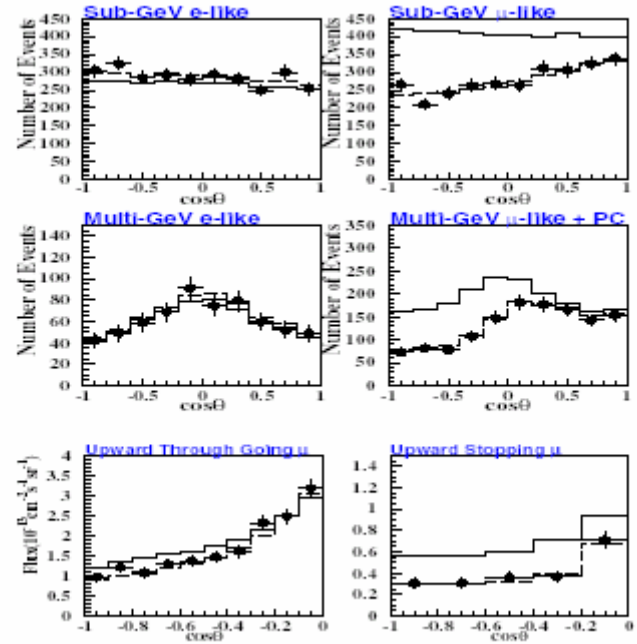
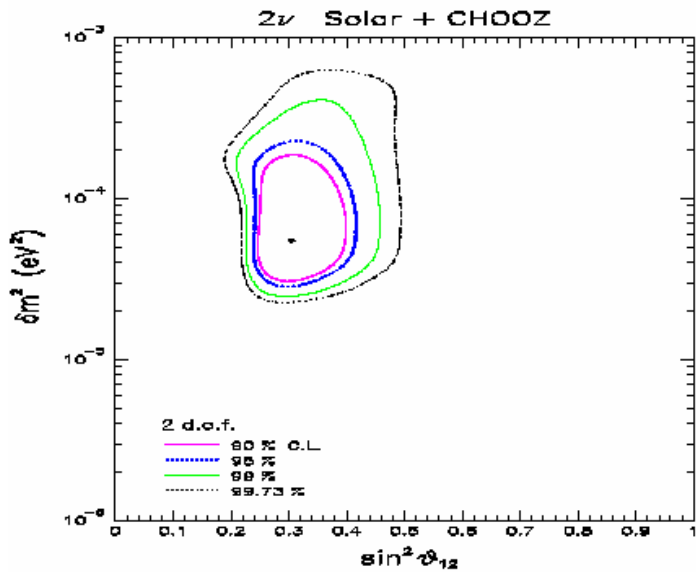
$$\langle E_\nu (\text{MeV}) \rangle / L(100 \text{ km}) \sim 10^{-5} \text{ eV}^2$$




Reactor fluxes contain less  $\bar{\nu}_e$  than expected and show the expected  $E/L$  dependence: if confirmed first direct proof of oscillations!

# Evidence for oscillations

Global Fits 2003





---

Early research on neutrino  
oscillations at Nufact, as  
told by Spires (1997-2000)



# Neutrino Factory (re)invented

## Neutrino Beams from Muon Storage Rings: Characteristics and Physics Potential

S. Geer

*Fermi National Accelerator Laboratory  
P.O. Box 500, Batavia, Illinois 60510*

### Abstract

High-intensity high-energy neutrino beams could be produced by exploiting a very intense future muon source, and allowing the muons to decay in a storage ring containing a long straight section. Taking the parameters of muon source designs that are currently under study, the characteristics of the neutrino beams that could be produced are discussed and some examples of their physics potential given. It is shown that the neutrino and antineutrino beam intensities may be sufficient to produce hundreds of charged current interactions per year in a detector on the far side of the Earth.

PACS numbers: 14.60.Pq, 13.15.+g, 13.35.Bv, 07.77.Ka

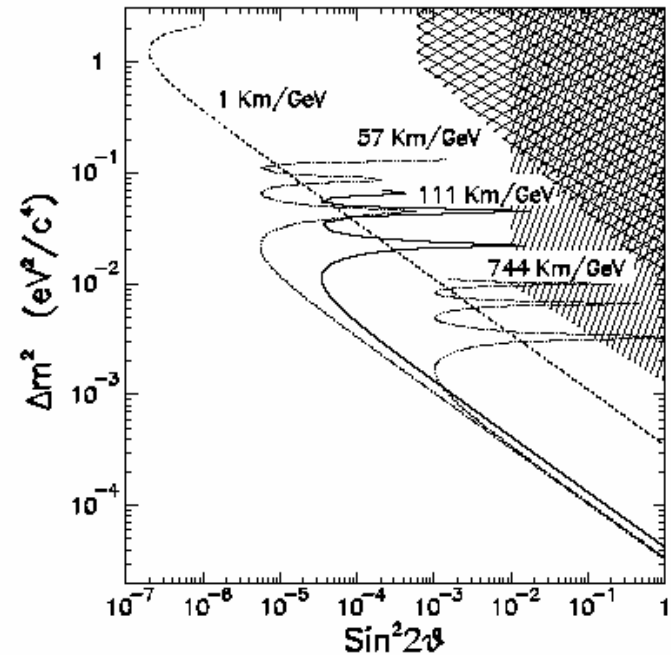


Figure 8: Contours of single-event sensitivity for  $\nu_e$ - $\nu_\mu$  oscillations for 1 year of running with the 4 values of L/E specified on the figure, which correspond to the 4 detector configurations summarized in Table 1. The hatched and cross-hatched areas show the expected regions that will be explored by respectively the MINOS experiment [10] after 2 years of running and the MiniBooNe experiment [11] after 1 year of running.

# Wrong sign muons give access to full PNMS matrix including CP

CERN-TH/98-321  
FTUAM-98-19

Neutrino oscillation physics with a neutrino factory

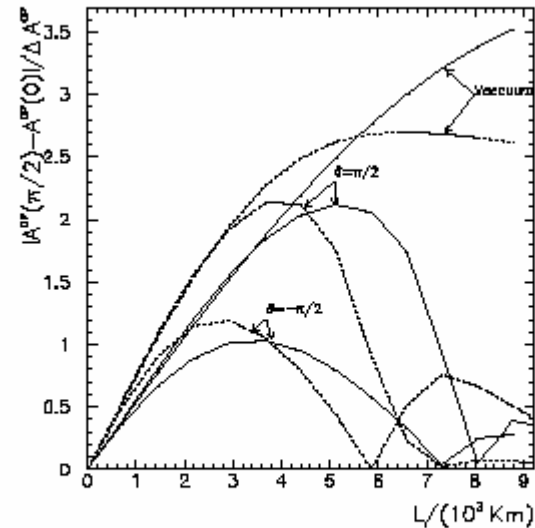
A. De Rújula<sup>a,1</sup>, M.B. Gavela<sup>b,2</sup> and P. Hernández<sup>a,3</sup>

<sup>a</sup> Theory Division, CERN, 1211 Geneva 23, Switzerland

<sup>b</sup> Dept. de Física Teórica, Univ. Autónoma de Madrid, Spain

## Abstract

Data from atmospheric and solar neutrinos indicate that there are at least three neutrino types involved in oscillation phenomena. Even if the corresponding neutrino mass scales are very different, the inevitable reference to mixing between more than two neutrino types has profound consequences on the planning of the accelerator experiments suggested by these results. We discuss the measurement of mixing angles and CP phases in the context of the neutrino beam emanating from a *neutrino factory*: the straight sections of a muon storage ring. We emphasize the importance of charge identification. The appearance of wrong sign muons in a long baseline experiment may provide a powerful test of neutrino oscillations in the mass-difference range indicated by atmospheric-neutrino observations.



Signal over statistical uncertainty in a measurement of CP asymmetries as a function of distance, with the continuous (dashed) lines corresponding to  $E_\mu = 20(10)$  chosen CKM parameters are those of the last row of Table 1. The lower four curves  $|\overline{A}_{e\mu}(\pm\pi/2)|$  over its statistical error. The upper two curves are vacuum the same CP phase(s).

# Matter effects

FERMILAB-Pub-99-187-T  
MADPH-99-1122  
AMES-HET-99-01  
hep-ph/9906487

Long Baseline Neutrino Physics with a Muon Storage Ring Neutrino Source

V. Barger<sup>1</sup>, S. Geer<sup>2</sup>, and K. Whisnant<sup>3</sup>

<sup>1</sup>Department of Physics, University of Wisconsin, Madison, WI 53706, USA

<sup>2</sup>Fermi National Accelerator Laboratory, P.O. Box 500, Batavia, IL 60510, USA

<sup>3</sup>Department of Physics and Astronomy, Iowa State University, Ames, IA 50011, USA

We examine the physics capabilities of known flavor neutrino beams from intense muon sources. We find that long-baseline neutrino experiments based on such beams can provide precise measurements of neutrino oscillation mass and mixing parameters. Furthermore, they can test whether the dominant atmospheric neutrino oscillations are  $\nu_\mu \rightarrow \nu_\tau$  and/or  $\nu_\mu \rightarrow \nu_s$ , determine the  $\nu_\mu \rightarrow \nu_e$  content of atmospheric neutrino oscillations, and measure  $\nu_e \rightarrow \nu_\tau$  appearance. Depending on the oscillation parameters, they may be able to detect Earth matter and  $CP$  violation effects and to determine the ordering of some of the mass eigenstates.

14.60.Pq, 13.15.+g, 13.35.Bv, 07.77.Ka

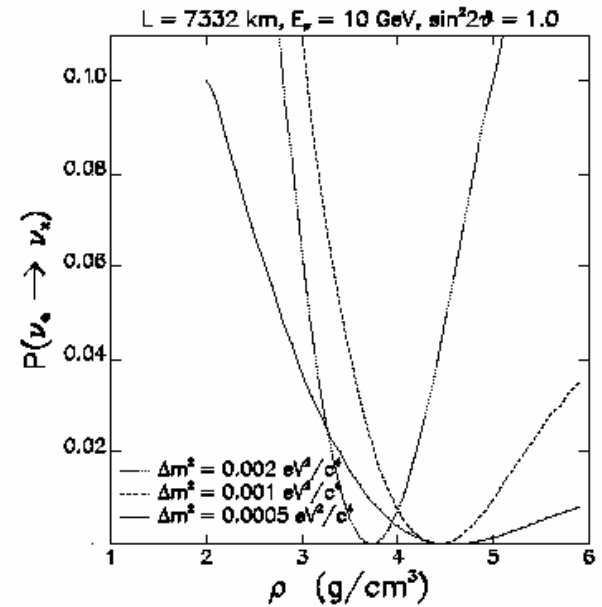


FIG. 11. Electron neutrino disappearance probability  $P(\nu_e \rightarrow \nu_x)$  for  $x = \mu$  or  $\tau$ , shown as a function of the assumed matter density for 10 GeV electron neutrinos propagating 7332 km through the Earth. The curves correspond to the oscillation parameters  $\sin^2 2\theta = 1$  and  $\Delta m^2$  as indicated.

# CP violation in 3 and 4 families

hep-ph/9909254  
CERN-TH/99-252  
FTUAM-99-25  
FTUV/99-59  
IFIC/99-62

## Neutrino mixing and CP-violation

A. Donini<sup>a,1</sup>, M.B. Gavela<sup>a,2</sup>, P. Hernández<sup>b,3</sup> and S. Rigolin<sup>a,4</sup>

<sup>a</sup> Dept. de Física Teórica, Univ. Autónoma de Madrid, 28049 Spain

<sup>b</sup> Theory Division, CERN, 1211 Geneva 23, Switzerland

### Abstract

The prospects of measuring the leptonic angles and CP-odd phases at a neutrino factory are discussed in two scenarios: 1) three active neutrinos as indicated by the present ensemble of atmospheric plus solar data; 2) three active plus one sterile neutrino when the LSND signal is also taken into account. For the latter we develop one and two mass dominance approximations. The appearance of wrong sign muons in long baseline experiments and tau leptons in short baseline ones provides the best tests of CP-violation in scenarios 1) and 2), respectively.

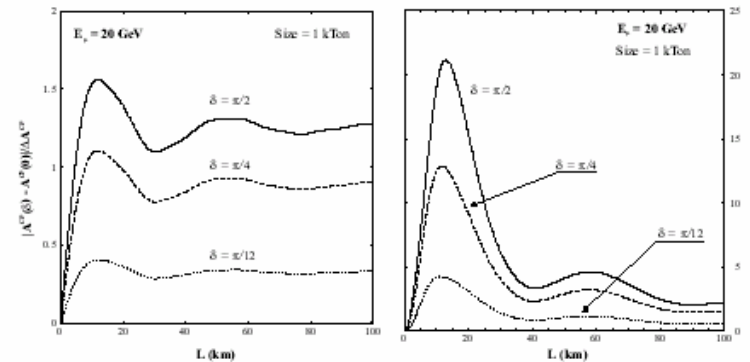


Figure 10: CP violation asymmetry in the  $\nu_e \rightarrow \nu_\mu$  (left) and  $\nu_\mu \rightarrow \nu_\tau$  (right) channel for  $E_\nu = 20$  GeV, angles and mass differences as in Set 2 and for different choice of the CP phases:  $\delta_1 = \delta_2 = \delta_3 = \pi/2$  (full line),  $\pi/4$  (dashed line) and  $\pi/12$  (dotted line). We consider a 1 kTon detector from the source of a  $2 \times 10^{20}$  muon/year beam.

# CP Violation in 3 and 4 families. Dependency with $\theta_{13}$

TUM-HEP-345/99  
SFB 375-334  
MPI-PhT/9907  
OUTP-99-15P  
April 1999

## CP-Violation in Neutrino Oscillations\*

K. DICK<sup>ab</sup>, M. FREUND<sup>c</sup>, M. LINDNER<sup>d</sup> AND A. ROMANINO<sup>e</sup>

<sup>a,c,d</sup>Institut für Theoretische Physik, Technische Universität München,  
James-Frank-Strasse, D-85748 Garching, Germany

<sup>b</sup>Max-Planck-Institut für Physik, Postfach 401212, D-80805 München, Germany

<sup>e</sup>Department of Physics, Theoretical Physics, University of Oxford,  
Oxford OX13NP, UK

### Abstract

We study in a quantitative way CP-violating effects in neutrino oscillation experiments in the light of current and future data. Different scenarios with three and four neutrinos are worked out in detail including matter effects in long baseline experiments and it is shown that in some cases CP-violating effects could affect the analysis of a possible measurement. In particular in the three neutrino case we find that the effects can be larger than expected, at least in long-baseline  $\nu_\mu \rightarrow \nu_e$ . Moreover, measuring these effects could give useful information on the solar oscillation frequency. In four neutrino scenarios large effects are possible both in the  $\nu_\mu \rightarrow \nu_\tau$  and  $\nu_\mu \rightarrow \nu_e$  channels of long-baseline experiments, whereas short-baseline experiments are affected only marginally.

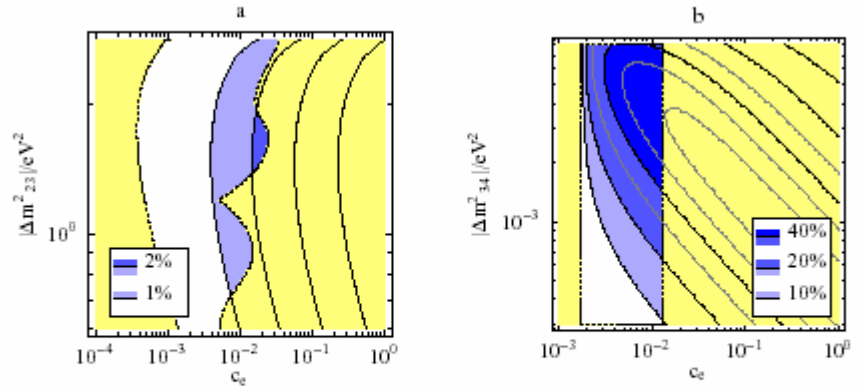


Figure 5: Contour lines for  $|a_{\nu_\mu \nu_e}^{CP} / \sin \delta_{\mu e}|$  in a four neutrino scenario plotted in the  $c_e - |\Delta m_{23}^2|$  parameter space of a short-baseline experiment for  $|\Delta m_{34}^2| = 8 \cdot 10^{-3} \text{ eV}^2$  (a) and in the  $c_e - |\Delta m_{23}^2|$  plane of a long-baseline experiment for  $|\Delta m_{23}^2| = 1 \text{ eV}^2$  (b). Only the allowed  $|\Delta m^2|$  ranges are shown. The shadowed regions are excluded by the constraints (29).

# Sign of $\Delta m^2$ , precision measurement of atmospheric parameters

MADPH-99-1145  
Fermilab-PUB 99-341-T  
AMES-HET 99-12  
hep-ph/9911524  
November 1999

## Long-Baseline Study of the Leading Neutrino Oscillation at a Neutrino Factory

V. Barger<sup>1</sup>, S. Geer<sup>2</sup>, R. Raja<sup>2</sup>, and K. Whisnant<sup>3</sup>

<sup>1</sup>Department of Physics, University of Wisconsin, Madison, WI 53706, USA

<sup>2</sup>Fermi National Accelerator Laboratory, P.O. Box 500, Batavia, IL 60510, USA

<sup>3</sup>Department of Physics and Astronomy, Iowa State University, Ames, IA 50011, USA

### Abstract

Within the framework of three-flavor neutrino oscillations, we consider the physics potential of  $\nu_e \rightarrow \nu_\mu$  appearance and  $\nu_\mu \rightarrow \nu_\mu$  survival measurements at a neutrino factory for a leading oscillation scale  $\delta m^2 \sim 3.5 \times 10^{-3} \text{ eV}^2$ . Event rates are evaluated versus baseline and stored muon energy, and optimal values discussed. Over a sizeable region of oscillation parameter space, matter effects would enable the sign of  $\delta m^2$  to be determined from a comparison of  $\nu_e \rightarrow \nu_\mu$  with  $\bar{\nu}_e \rightarrow \bar{\nu}_\mu$  event rates and energy distributions. It is important, therefore, that both positive and negative muons can be stored in the ring. Measurements of the  $\nu_\mu \rightarrow \nu_\mu$  survival spectrum could determine the magnitude of  $\delta m^2$  and the leading oscillation amplitude with a precision of  $\mathcal{O}(1\%-2\%)$ .

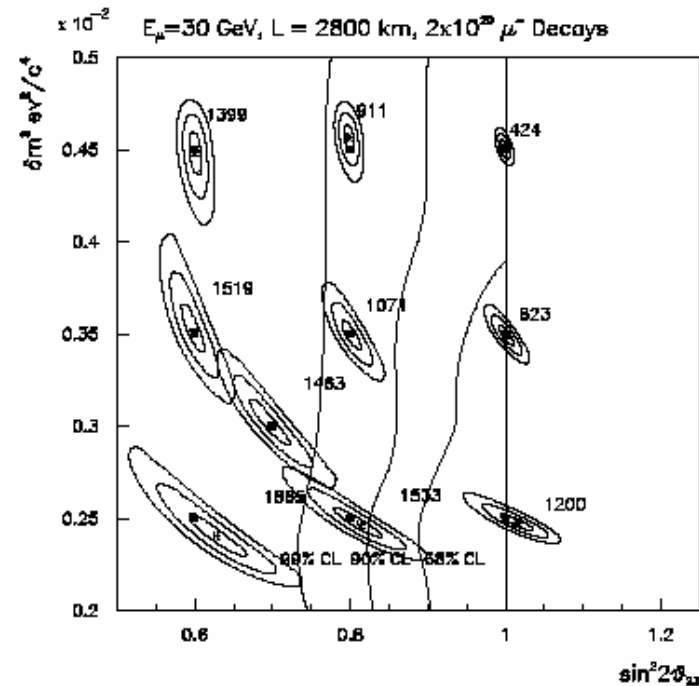


FIG. 13. Fit to muon neutrino survival distribution for  $E_\mu = 30 \text{ GeV}$  and  $L = 2800 \text{ km}$  for 10 pairs of  $\sin^2 2\theta$ ,  $\delta m^2$  values. For each fit, the  $1\sigma$ ,  $2\sigma$  and  $3\sigma$  contours are shown. The generated points are indicated by the dark rectangles and the fitted values by stars. The SuperK 68%, 90%, and 95% confidence levels are superimposed. Each point is labelled by the predicted number of signal events for that point.

# Simultaneous Measurement of $\theta_{13}$ and $\delta$ through wrong sign muons

hep-ph/0002108  
 CERN-TH/2000-40  
 FTUAM-00-03  
 IFT-UAM/CSIC-00-04  
 FTUV/00-12  
 IFIC/00-13

## Golden measurements at a neutrino factory

A. Cervera<sup>a,1</sup>, A. Donini<sup>b,2</sup>, M.B. Gavela<sup>b,3</sup>, J.J. Gomez Cadenas<sup>a,4</sup>, P. Hernández<sup>c,5</sup>,  
 O. Mena<sup>b,6</sup> and S. Rigolin<sup>d,7</sup>

<sup>a</sup> Dept. de Física Atómica y Nuclear and IFIC, Universidad de Valencia, Spain

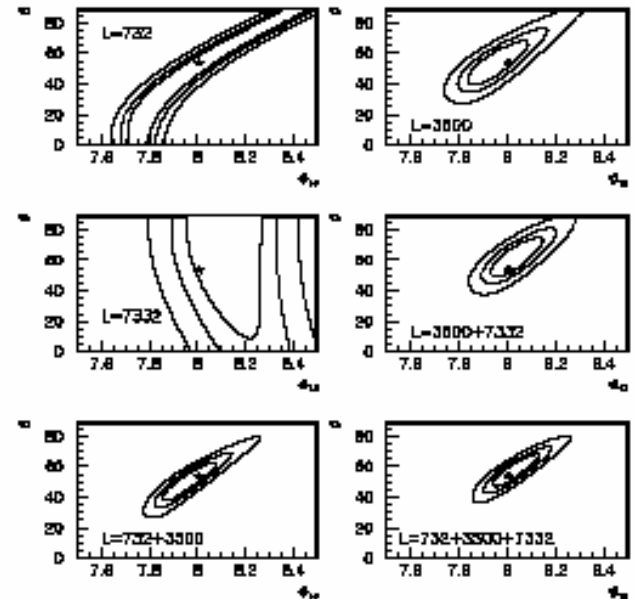
<sup>b</sup> Dept. de Física Teórica, Univ. Autónoma de Madrid, 28049 Spain

<sup>c</sup> Theory Division, CERN, 1211 Geneva 23, Switzerland

<sup>d</sup> Dept. of Physics, University of Michigan, Ann Arbor, MI 48105 USA

### Abstract

The precision and discovery potential of a neutrino factory based on muon storage rings is studied. For three-family neutrino oscillations, we analyse how to measure or severely constrain the angle  $\theta_{13}$ , CP violation, MSW effects and the sign of the atmospheric mass difference  $\Delta m_{23}^2$ . We present a simple analytical formula for the oscillation probabilities in matter, with all neutrino mass differences non-vanishing, which clarifies the subtleties involved in disentangling the unknown parameters. The appearance of “wrong-sign muons” at three reference baselines is considered: 732 km, 3500 km, and 7332 km. We exploit the dependence of the signal on the neutrino energy, and include as well realistic background estimations and detection efficiencies. The optimal baseline turns out to be  $\mathcal{O}(3000$  km). Analyses combining the information from different baselines are also presented.



# Physics potential



FERMILAB-FN-692  
December 11, 2001

## Physics at a Neutrino Factory

C. Albright,<sup>8,22</sup> G. Anderson,<sup>14</sup> V. Barger,<sup>21</sup> R. Bernstein,<sup>8</sup>  
G. Blazey,<sup>8</sup> A. Bodek,<sup>20</sup> E. Buckley-Geer,<sup>8</sup> A. Bueno,<sup>7</sup>  
M. Campanelli,<sup>7</sup> D. Carey,<sup>8</sup> D. Casper,<sup>18</sup> A. Cervera,<sup>6</sup> C. Crisan,<sup>8</sup>  
F. DeJongh,<sup>8</sup> S. Eichblatt,<sup>14</sup> A. Erner,<sup>14</sup> R. Fernow,<sup>3</sup> D. Finley,<sup>8</sup>  
J. Formaggio,<sup>5</sup> J. Gallardo,<sup>3</sup> S. Geer,<sup>8</sup> M. Goodman,<sup>1</sup> D. Harris,<sup>8</sup>  
E. Hawker,<sup>11</sup> J. Hill,<sup>16</sup> R. Johnson,<sup>9</sup> D. Kaplan,<sup>9</sup> S. Kahn,<sup>3</sup>  
B. Kayser,<sup>13</sup> E. Kearns,<sup>2</sup> B.J. King,<sup>3</sup> H. Kirk,<sup>3</sup> J. Krane,<sup>10</sup>  
D. Krop,<sup>14</sup> Z. Ligeti,<sup>8</sup> J. Lykken,<sup>8</sup> K. McDonald,<sup>15</sup>  
K. McFarland,<sup>20</sup> I. Mocioiu,<sup>16</sup> J. Morfin,<sup>8</sup> H. Murayama,<sup>17</sup>  
J. Nelson,<sup>19</sup> D. Neuffer,<sup>8</sup> P. Nienaber,<sup>12</sup> R. Palmer,<sup>3</sup> S. Parke,<sup>8</sup>  
Z. Parsa,<sup>3</sup> R. Plunkett,<sup>8</sup> E. Prebys,<sup>15</sup> C. Quigg,<sup>8</sup> R. Raja,<sup>8</sup>  
S. Rigolin,<sup>4</sup> A. Rubbia,<sup>7</sup> H. Schellman,<sup>14,8</sup> M. Shaevitz,<sup>8</sup>  
P. Shanahan,<sup>8</sup> R. Shrock,<sup>3,16</sup> P. Spentzouris,<sup>8</sup> R. Stefanski,<sup>8</sup>  
J. Stone,<sup>2</sup> L. Sulak,<sup>2</sup> G. Unel,<sup>14</sup> M. Velasco,<sup>14</sup> K. Whisnant,<sup>10</sup>  
J. Yu<sup>8</sup>, E.D. Zimmerman<sup>5</sup>

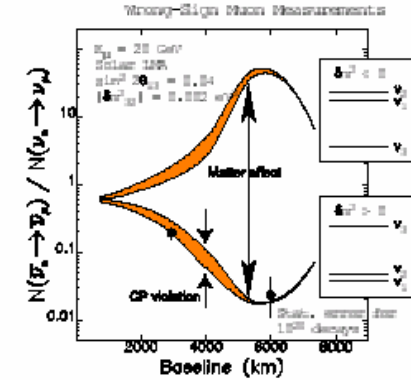


Figure I: Predicted ratios of  $\nu_e \rightarrow \nu_\mu$  to  $\nu_e \rightarrow \nu_\tau$  rates at a 20 GeV neutrino factory. The upper (lower) band is for  $\delta m_{32}^2 < 0$  ( $\delta m_{32}^2 > 0$ ). The range of possible CP violation determines the widths of the bands. The statistical error shown corresponds to  $10^{20}$  muon decays of each sign and a 50 kt detector. Results are from Ref. 51.

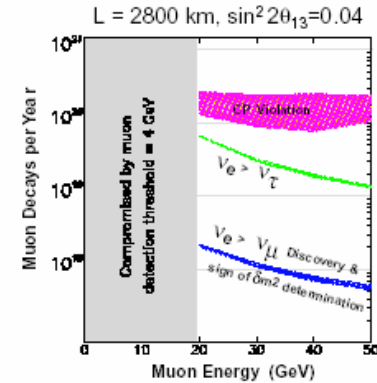



Figure II: The required number of muon decays needed in a neutrino factory to observe  $\nu_e \rightarrow \nu_\mu$  oscillations in a 50 kt detector and determine the sign of  $\delta m^2$ , and the number of decays needed to observe  $\nu_e \rightarrow \nu_\tau$  oscillations in a few kt detector, and ultimately put stringent limits on (or observe) CP violation in the lepton sector with a 50 kt detector. Results are from Ref. 51.





---

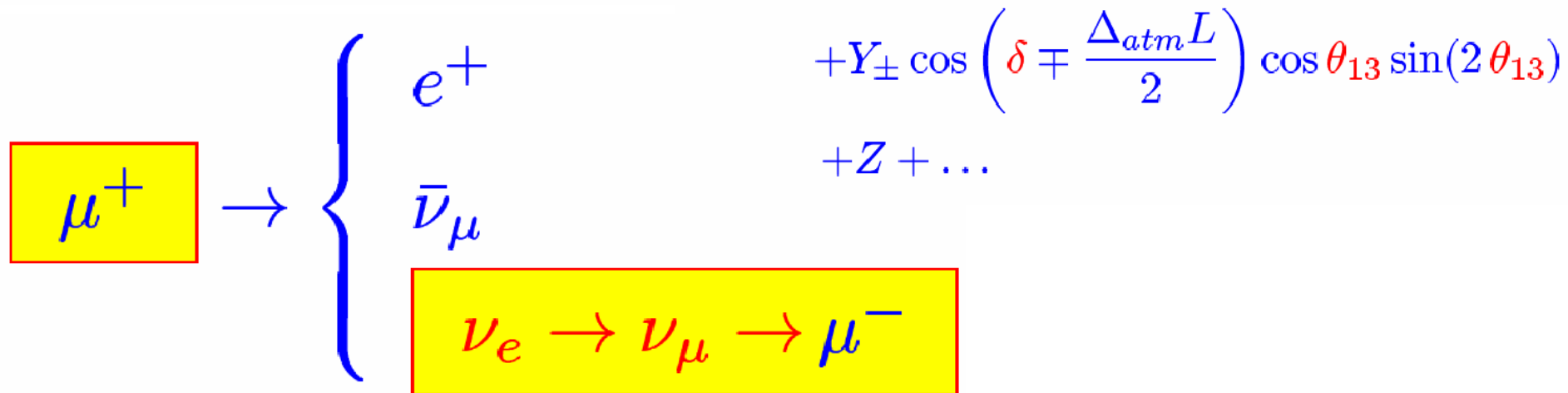
Degeneracies, correlations,  
systematic errors. Super  
Beams vs Nufact  
(2001,2002)

# Oscillation Probability

Golden measurements at a neutrino factory

$$P_{e\mu}^{\pm} = X_{\pm} \sin^2(2\theta_{13})$$

A. Cervera<sup>a,1</sup>, A. Donini<sup>b,2</sup>, M.B. Gavela<sup>b,3</sup>, J.J. Gomez Cadenas<sup>a,4</sup>, P. Hernandez<sup>c,5</sup>,  
O. Mena<sup>b,6</sup> and S. Rigolin<sup>d,7</sup>



(+ neutrinos, - antineutrinos)

$$\left\{ \begin{array}{l} X_{\pm} = \Delta_{atm}^2 \times f_X^{\pm}(\theta_{23}, A, L) \\ Y_{\pm} = \Delta_{sun} \times \Delta_{atm} \times f_Y^{\pm}(\theta_{12}, \theta_{23}, A, L) \\ Z = \Delta_{sun}^2 \times f_Z(\theta_{12}, \theta_{23}, A, L) \end{array} \right.$$

$(\theta'_{13}, \delta')$  are fake solutions of:

$$\left. \begin{aligned} P_{\nu_e \nu_\mu}(\theta'_{13}, \delta') &= P_{\nu_e \nu_\mu}(\theta_{13}, \delta) \\ P_{\bar{\nu}_e \bar{\nu}_\mu}(\theta'_{13}, \delta') &= P_{\bar{\nu}_e \bar{\nu}_\mu}(\theta_{13}, \delta) \end{aligned} \right\} \text{at fixed } E_\nu \text{ and } L.$$

They appear when the full parameter is considered and the energy dependence of the signal (including realistic backgrounds and efficiencies) is not strong enough.

In fact, 3 sources of degeneracies

**Intrinsic**  $\rightarrow P(\theta'_{13}, \delta') = P(\theta_{13}, \delta)$

(J. Burguet-Castell, *et al*, Nucl. Phys. **B608**, (2001))

**$\theta_{23}$ - Octant**  $\rightarrow P(\theta'_{13}, \delta', \frac{\pi}{2} - \theta_{23}) = P(\theta_{13}, \delta)$

(G.L. Fogli and E. Lisi, Phys. Rev. **D54** (1996); V. Barger *et al*, Phys. Rev. **D65** (2002).)

**Sign- $\Delta m^2_{13}$**   $\rightarrow P(\theta'_{13}, \delta', -\Delta m^2_{13}) = P(\theta_{13}, \delta)$

(H. Minakata and H. Nunokawa, JHEP **0110** (2001); V. Barger *et al*, Phys. Rev. **D65** (2002).)

<sup>a</sup> Dept. de Física Atómica y Nuclear and IFIC, Universidad de Valencia, Spain

<sup>b</sup> Dept. de Física Teórica, Univ. Autónoma de Madrid, 28049 Spain

<sup>c</sup> CERN, 1211 Geneva 23, Switzerland

Abstract

We show that the simultaneous determination of the leptonic CP-odd phase  $\delta$  and the angle  $\theta_{13}$  from the subleading transitions  $\nu_e \rightarrow \nu_\mu$  and  $\nu_e \rightarrow \nu_\tau$  results generically, at fixed neutrino energy and baseline, in two degenerate solutions. In light of this, we refine a previous analysis of the sensitivity to leptonic CP violation at a neutrino factory, in the LMA-MSW scenario, by exploring the full range of  $\delta$  and  $\theta_{13}$ . Furthermore, we take into account the expected uncertainties on the solar and atmospheric oscillation parameters and in the average Earth matter density along the neutrino path. An intermediate baseline of  $O(3000)$  km is still the best option to tackle CP violation, although a combination of two baselines turns out to be very important in resolving degeneracies.

# Intrinsic Degeneracy

## Combining two baselines




Figure 10: Fits of  $\delta$  and  $\theta_{13}$  combining the two baselines: 2810 km and 7332 km, for various central values of  $\delta$  and  $\theta_{13}$  including all the errors on the remaining parameters with  $\Delta A/A = 1\%$ .

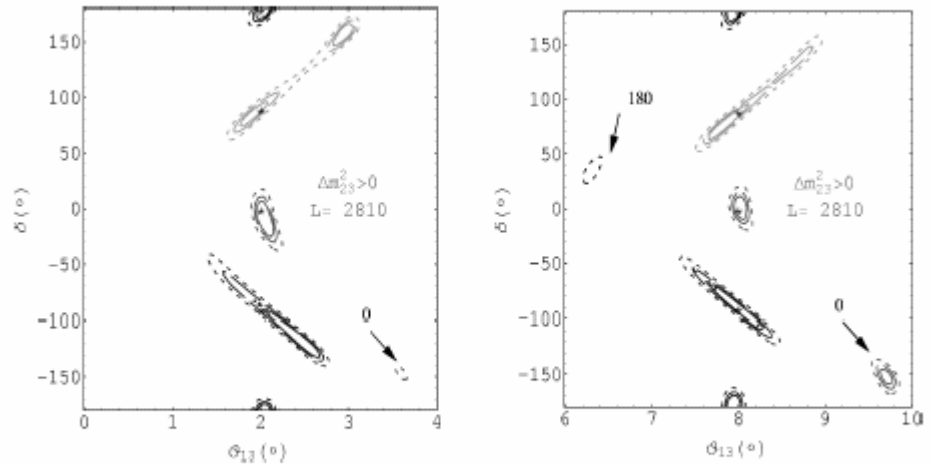


Figure 4: Simultaneous fits of  $\delta$  and  $\theta_{13}$  at  $L = 2810$  km for different central values (indicated by the stars) of  $\delta = -90^\circ, 0^\circ, 90^\circ, 180^\circ$  and  $\theta_{13} = 2^\circ$  (left),  $8^\circ$  (right). The value of  $\delta$  for the degenerate solutions is also indicated.

Hisakazu Minakata

Department of Physics, Tokyo Metropolitan University  
 1-1 Minami-Osawa, Hachioji, Tokyo 192-0397, Japan  
 E-mail: minakata@phys.metro-u.ac.jp

Hiroshi Nunokawa

Instituto de Física Gleb Wataghin, Universidade Estadual de Campinas - UNICAMP, P.O. Box 6165, 13083-970 Campinas SP Brazil  
 E-mail: nunokawa@ifi.unicamp.br

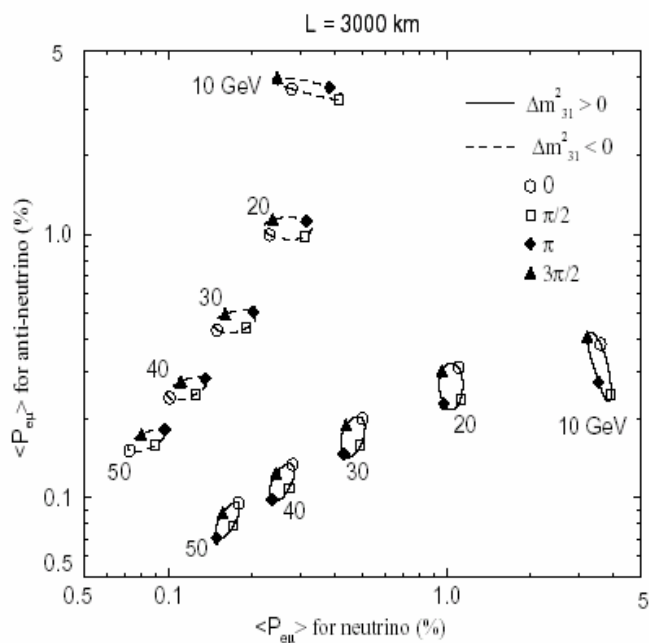


Figure 8: The CP trajectory diagram in bi-probability plane for  $L = 3000$  km and much higher neutrino energies  $E = 10\text{--}50$  GeV which correspond to so called “Neutrino Factory” situation. The mixing parameters are fixed to be the same as in Fig. 1 except that we take  $\rho Y_e = 2.0$  g/cm<sup>3</sup>.

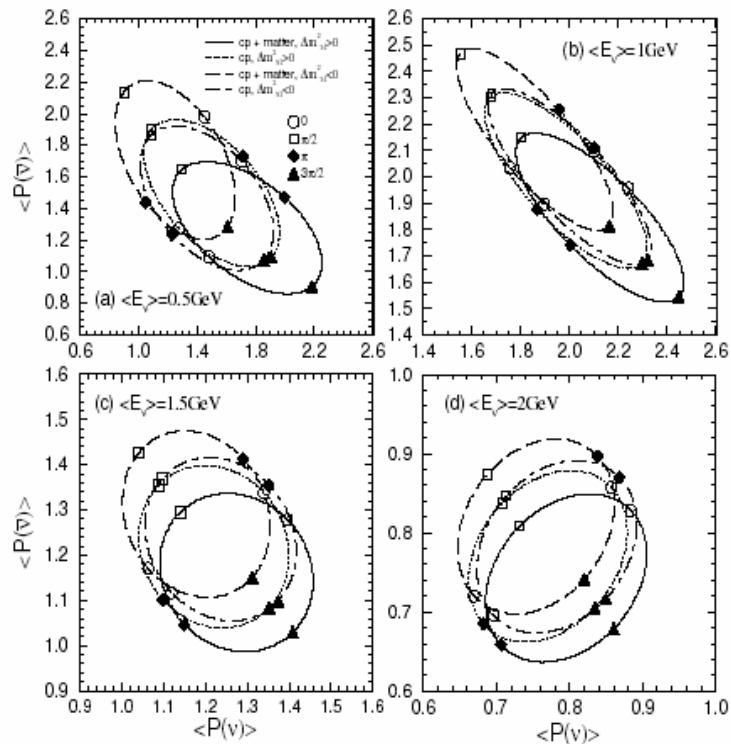


Figure 1: CP trajectory in the bi-probability (given in %) plane for the baseline  $L = 295$  km. As indicated in the figures, the solid and the dashed lines are for  $\Delta m_{31}^2 > 0$  and  $\Delta m_{31}^2 < 0$  cases, respectively, and the dotted and the dash-dotted lines correspond to the same signs of  $\Delta m_{31}^2$  as above but with matter effect switched off. The mixing parameters are fixed as  $\Delta m_{31}^2 = \pm 3 \times 10^{-3}$  eV<sup>2</sup>,  $\sin^2 2\theta_{33} = 1.0$ ,  $\Delta m_{21}^2 = 5 \times 10^{-5}$  eV<sup>2</sup>,  $\sin^2 2\theta_{12} = 0.8$ ,  $\sin^2 2\theta_{13} = 0.05$ . We take  $\rho Y_e = 1.4$  g/cm<sup>3</sup> where  $\rho$  is the matter density and  $Y_e$  is the electron fraction.

# $\theta_{23}$ degeneracy and limitations on physics potential of superbeams

Breaking Eight-fold Degeneracies in Neutrino  $CP$  Violation, Mixing, and Mass Hierarchy

V. Barger<sup>1</sup>, D. Marfatia<sup>2</sup> and K. Whisnant<sup>3</sup>

<sup>1</sup>*Department of Physics, University of Wisconsin, Madison, WI 53706, US*

<sup>2</sup>*Department of Physics, Boston University, Boston, MA 02215, USA*

<sup>3</sup>*Department of Physics and Astronomy, Iowa State University, Ames, IA 5001*

Abstract

We identify three independent two-fold parameter degeneracies ( $\delta, \theta_{13}$ ),  $\text{sgn}(\delta m_{31}^2)$  and  $(\theta_{23}, \pi/2 - \theta_{23})$  inherent in the usual three-neutrino analysis of long-baseline neutrino experiments, which can lead to as much as an eight-fold degeneracy in the determination of the oscillation parameters. We discuss the implications these degeneracies have for detecting  $CP$  violation and present criteria for breaking them. A superbeam facility with a baseline at least as long as the distance between Fermilab and Homestake (1290 km) and a narrow band beam with energy tuned so that the measurements are performed at the first oscillation peak can resolve all the ambiguities other than the  $(\theta_{23}, \pi/2 - \theta_{23})$  ambiguity (which can be resolved at a neutrino factory) and a residual  $(\delta, \pi - \delta)$  ambiguity. However, whether or not  $CP$  violation occurs in the neutrino sector can be ascertained independently of the latter two ambiguities. The  $(\delta, \pi - \delta)$  ambiguity can be eliminated by performing a second measurement to which only the  $\cos\delta$  terms contribute. The hierarchy of mass eigenstates can be determined at other oscillation peaks only in the most optimistic conditions, making it necessary to use the first oscillation maximum. We show that the degeneracies may severely compromise the ability of the proposed SuperJHF-HyperKamiokande experiment to establish  $CP$  violation. In our calculations we use approximate analytic expressions for oscillation probabilities that agree with numerical solutions with a realistic Earth density profile.

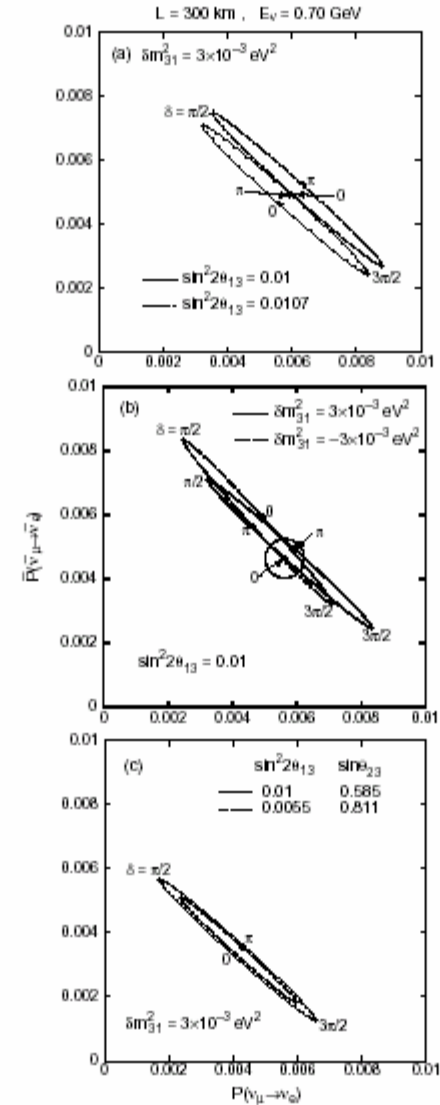


FIG. 10. Examples of the three types of ambiguities for the proposed SuperJHF-HyperK experiment [16] with  $L = 300$  km and  $E_\nu = 0.7$  GeV: (a)  $(\delta, \theta_{13})$  ambiguity, (b)  $\text{sgn}(\delta m_{31}^2)$  ambiguity, and (c)  $(\theta_{23}, \pi/2 - \theta_{23})$  ambiguity. In each case  $\delta m_{21}^2 = 5 \times 10^{-5}$  eV<sup>2</sup>,  $\sin^2 2\theta_{23} = 1$ , and  $\sin^2 2\theta_{12} = 0.8$ , unless otherwise stated in the figure. The circle in (b) indicates the size of the expected experimental uncertainties [16].

# Super Beams vs Neutrino Factories

Superbeams versus Neutrino Factories\*

P. HUBER<sup>a</sup>, M. LINDNER<sup>b</sup>, AND W. WINTER<sup>c</sup>

<sup>a,b,c</sup>*Institut für theoretische Physik, Physik-Department, Technische Universität München,  
James-Frank-Strasse, D-85748 Garching, Germany*

<sup>a</sup>*Max-Planck-Institut für Physik, Postfach 401212, D-80805 München, Germany*

## Abstract

We compare the physics potential of planned superbeams with the one of neutrino factories. Therefore, the experimental setups as well as the most relevant uncertainties and errors are considered on the same footing as much as possible. We use an improved analysis including the full parameter correlations, as well as statistical, systematical, and degeneracy errors. Especially, degeneracies have so far not been taken into account in a numerical analysis. We furthermore include external input, such as improved knowledge of the solar oscillation parameters from the KamLAND experiment. This allows us to determine the limiting uncertainties in all cases. For a specific comparison, we choose two representatives of each class: For the superbeam, we take the first conceivable setup, namely the JHF to SuperKamioKande experiment, as well as, on a longer time scale, the JHF to HyperKamioKande experiment. For the neutrino factory, we choose an initially conceivable setup and an advanced machine. We determine the potential to measure the small mixing angle  $\sin^2 2\theta_{13}$ , the sign of  $\Delta m_{31}^2$ , and the leptonic CP phase  $\delta_{CP}$ , which also implies that we compare the limitations of the different setups. We find interesting results, such as the complete loss of the sensitivity to the sign of  $\Delta m_{31}^2$  due to degeneracies in many cases.

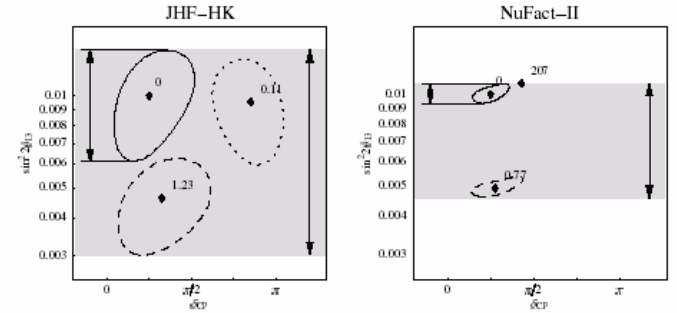


Figure 7: The  $3\sigma$  contours of the  $\chi^2$ -function, which is plotted as function of  $\delta_{CP}$  and  $\sin^2 2\theta_{13}$  for the JHF-HK (left-hand plot) and NuFact-II (right-hand plot) experiments. The solid curves refer to the original solution at the best-fit point, the dashed curves to the degeneracy in  $(\theta_{23}, \pi/2 - \theta_{23})$ , and the dotted curve to the degeneracy in  $\text{sgn}(\Delta m_{31}^2)$ . The diamonds mark the local minima with the respective  $\chi^2$ -values. The arrows on the left-hand sides of the plots illustrate the measurement error in  $\sin^2 2\theta_{13}$  from statistical, systematical, external, and correlational sources, as we had it at the end of Section 3. The arrows on the right-hand sides of the plots mark the overall error, as we would have it for taking the whole range covered by degeneracies, given by the gray-shaded region. For the oscillation parameters, we choose the LMA solution with  $\Delta m_{21}^2 = 4.5 \cdot 10^{-5}$  eV,  $\sin^2 2\theta_{12} = 1.0$ ,  $\sin^2 2\theta_{13} = 0.01$ ,  $\delta_{CP} = \pi/4$ , and  $\sin^2 2\theta_{23} = \pi/4 - 0.2$ .

August 15, 2002

# Parameter Degeneracies in Neutrino Oscillation Measurement of Leptonic CP and T Violation

Hisakazu Minakata<sup>1</sup>, Hiroshi Nunokawa<sup>2</sup>, Stephen Parke<sup>3</sup>

<sup>1</sup> Department of Physics, Tokyo Metropolitan University  
1-1 Minami-Osawa, Hachioji, Tokyo 192-0397, Japan  
minakata@phys.metro-u.ac.jp

<sup>2</sup> Instituto de Física Teórica, Universidade Estadual Paulista  
Rua Pamplona 145, 01405-900 São Paulo, SP Brazil  
nunokawa@if.unesp.br

<sup>3</sup> Theoretical Physics Department, Fermi National Accelerator Laboratory  
P.O.Box 500, Batavia, IL 60510, USA  
parke@fnal.gov

## Abstract

The measurement of the mixing angle  $\theta_{13}$ , sign of  $\Delta m_{13}^2$  and the CP or T violating phase  $\delta$  is fraught with ambiguities in neutrino oscillation. In this paper we give an analytic treatment of the parameter degeneracies associated with measuring the  $\nu_\mu \rightarrow \nu_e$  probability and its CP and/or T conjugates. For CP violation, we give explicit solutions to allow us to obtain the regions where there exist two-fold and four-fold degeneracies. We calculate the fractional differences,  $(\Delta\theta/\bar{\theta})$ , between the allowed solutions which may be used to compare with the expected sensitivities of the experiments. For T violation we show that there is always a complete degeneracy between solutions with positive and negative  $\Delta m_{13}^2$  which arises due to a symmetry and cannot be removed by observing one neutrino oscillation probability and its T conjugate.

FIGURES

L = 130 km, E = 250 MeV

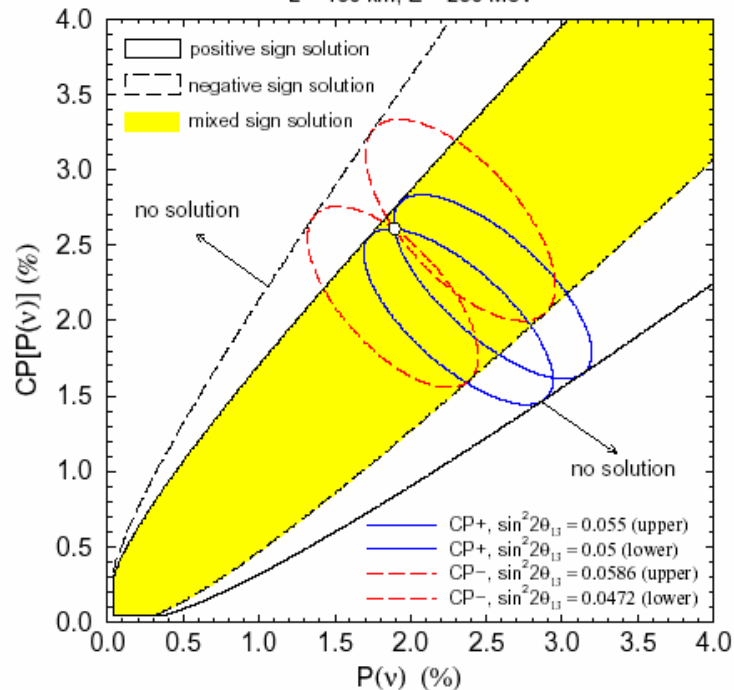


FIG. 1. An example of the degenerate solutions for the CERN-Frejus project in the  $P(\nu) \equiv P(\nu_\mu \rightarrow \nu_e)$  versus  $CP[P(\nu)] \equiv P(\bar{\nu}_\mu \rightarrow \bar{\nu}_e)$  plane. Between the solid (dashed) lines is the allowed region for positive (negative)  $\Delta m_{13}^2$  and the shaded region is where solution for both signs are allowed. The solid (dashed) ellipses are for positive (negative)  $\Delta m_{13}^2$  and they all meet at a single point. This is the CP parameter degeneracy problem. We have used a fixed neutrino energy of 250 MeV and a baseline of 130 km. The mixing parameters are fixed to be  $|\Delta m_{13}^2| = 3 \times 10^{-3} eV^2$ ,  $\sin^2 2\theta_{23} = 1.0$ ,  $\Delta m_{12}^2 = +5 \times 10^{-5} eV^2$ ,  $\sin^2 2\theta_{12} = 0.8$  and  $Y_{e\rho} = 1.5 \text{ g cm}^{-3}$ .



# Correlations of errors in measurements of CP violation at neutrino factories

John Pinney<sup>1</sup> \* and Osamu Yasuda<sup>2</sup> †


<sup>1</sup>*The Daiwa Anglo-Japanese Foundation  
Daiwa Securities Kabuto-cho Bldg 9F  
1-1-9 Nihonbashi Kayabacho, Chuo-ku, Tokyo 103-0025, Japan*

<sup>2</sup>*Department of Physics, Tokyo Metropolitan University  
Minami-Osawa, Hachioji, Tokyo 192-0397, Japan  
(May, 2001)*

## Abstract

Using  $\Delta\chi^2$  which is defined by the difference of the number of events with the CP phase  $\delta$  and the hypothetical one with  $\delta = 0$ , we discuss correlations of errors of the CP phase and other oscillation parameters as well as the matter effect in measurements at neutrino factories. By varying the oscillation parameters and the normalization of the matter effect, we evaluated the data size required to reject a hypothesis with  $\delta = 0$  at  $3\sigma$ CL. The optimum muon energy and the baseline depends on the magnitude of  $\theta_{13}$ , the background fraction, the uncertainty of the normalization of the matter effect, but in general lie in the ranges  $20\text{GeV} \lesssim E_\mu \lesssim 50\text{GeV}$ ,  $1000\text{km} \lesssim L \lesssim 3000\text{km}$ . If we assume that the uncertainty of the matter effect is as large as 20% then the optimum values may be modified to  $E_\mu \lesssim 10\text{GeV}$ ,  $L \lesssim 1000\text{km}$  due to the strong correlation of  $\delta$  and the matter effect. We show analytically that sensitivity to CP violation is lost for  $E_\mu \ll 10\text{GeV}$  or for  $E_\mu \gg 50\text{GeV}$ . We also discuss the possibility of measuring CP violation at the upgraded JHF experiment by taking all the error correlations into account, and show that it is possible to demonstrate  $\delta \neq 0$  at  $3\sigma$ CL for  $\theta_{13} \gtrsim 3^\circ$ .

13.15.+g, 14.60.Pa, 23.40.Bw, 26.65.+t



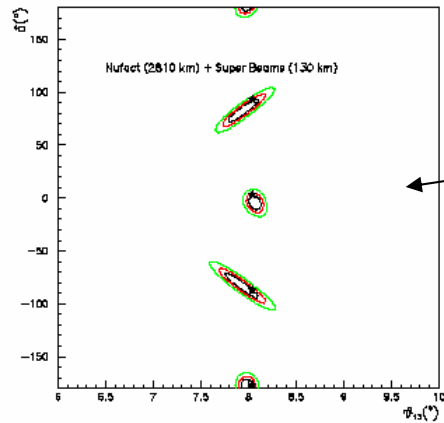
**Fig.2**



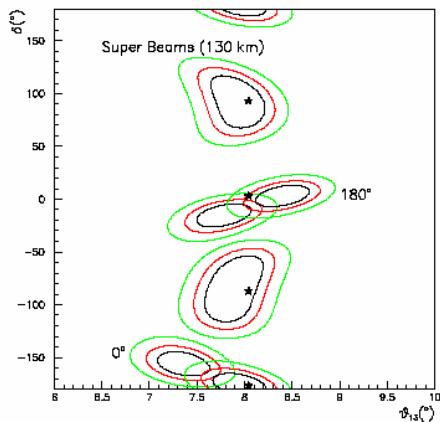
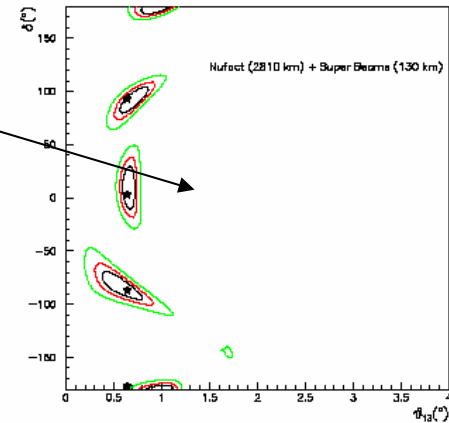
---

Puzzling it out

# Solving intrinsic degeneracy combining two facilities



Combination  
of SB + NF



SB alone

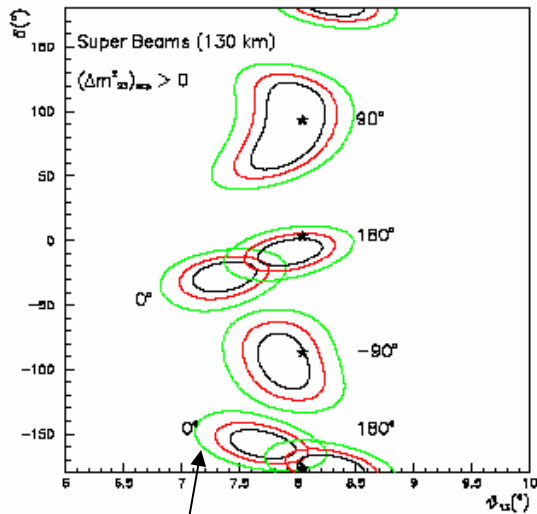
Intrinsic degeneracy

4 Jul 2002

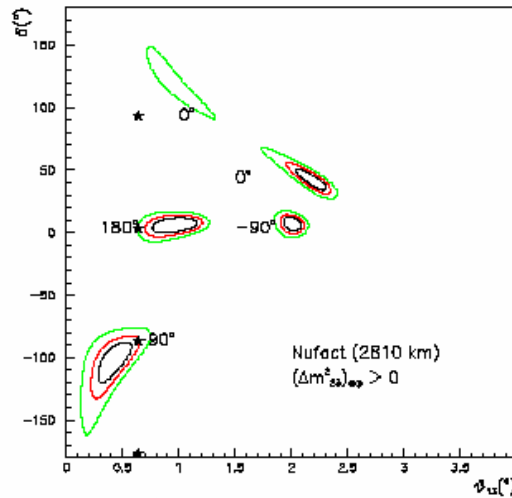
Superbeams plus Neutrino Factory: the golden path to leptonic CP violation

J. Burguet-Castell<sup>a</sup>, M.B. Gavela<sup>b,1</sup>, J.J. Gómez-Cadenas<sup>a,c,2</sup>, P. Hernández<sup>c,3</sup>, O. Mena<sup>b,4</sup>

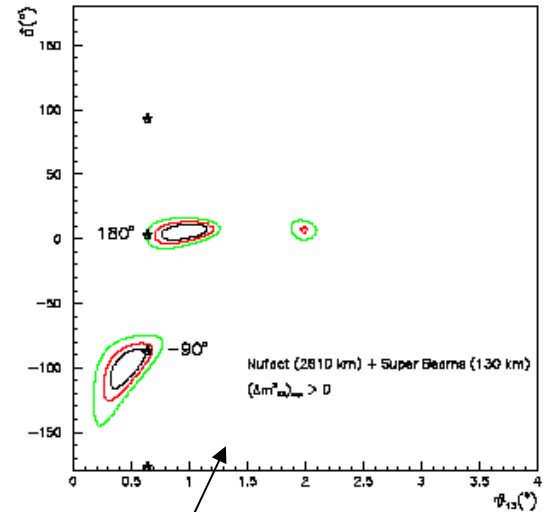
# Solving sign Degeneracy combining two facilities



Super Beam

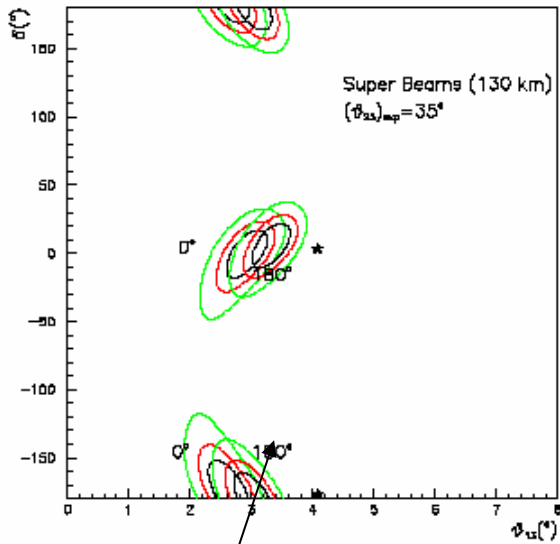


Nufact

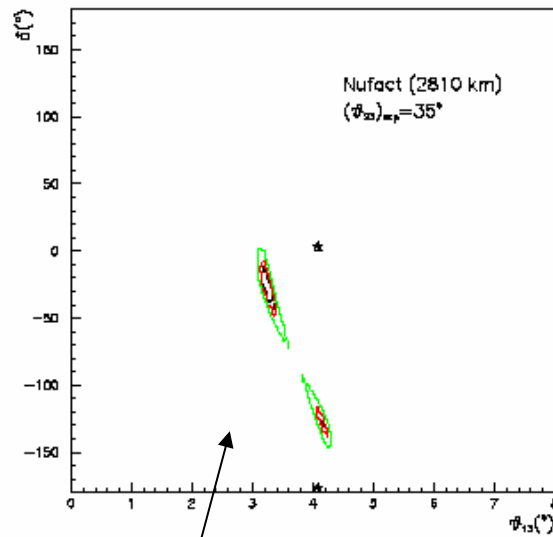


Combination

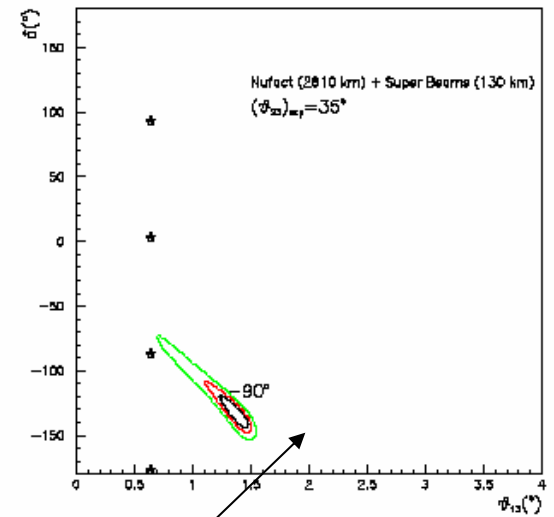
# Solving $\theta_{23}$ Degeneracy combining two facilities



Super Beam



NuFact



Combination



# Solving Degeneracies at Nufact combining golden and silver channels

## The silver channel at the Neutrino Factory

A. Donini<sup>a,1</sup>, D. Meloni<sup>b,2</sup> and P. Migliozzi<sup>c,3</sup>

<sup>a</sup> I.N.F.N., Sezione di Roma I and Dip. Fisica, Università di Roma "La Sapienza",  
P.le A. Moro 2, I-00185, Rome, Italy

<sup>b</sup> Dip. Fisica, Università di Roma "La Sapienza" and I.N.F.N., Sezione di Roma I,  
P.le A. Moro 2, I-00185, Rome, Italy

<sup>c</sup> I.N.F.N., Sezione di Napoli, Complesso Universitario di Monte Sant'Angelo, Via  
Cintia ed. G, I-80126 Naples, Italy

## The synergy of the golden and silver channels at the Neutrino Factory

D. Autiero<sup>a</sup>, G. De Lellis<sup>b</sup>, A. Donini<sup>c</sup>, M. Komatsu<sup>d</sup>, D. Meloni<sup>e</sup>, P. Migliozzi<sup>f</sup>,  
R. Petti<sup>g</sup>, L. Scotto Lavina<sup>h</sup> and F. Terranova<sup>h</sup>

<sup>a</sup> IPN Lyon, F-69622, Villeurbanne (Lyon), France

4 v1 4 Jun 2002

16 May 2003

### The Golden Channel at the Neutrino Factory

$$\mu^+ \rightarrow \begin{cases} e^+ \\ \bar{\nu}_\mu \\ \nu_e \rightarrow \nu_\mu \rightarrow \mu^- \end{cases}$$

The oscillation probability is

$$\begin{aligned} P_{e\mu}^\pm &= X_\pm \sin^2(2\theta_{13}) \\ &+ Y_\pm \cos\left(\delta \mp \frac{\Delta_{atm}L}{2}\right) \cos\theta_{13} \sin(2\theta_{13}) \\ &+ Z + \dots \end{aligned}$$

with

$$\begin{cases} X_\pm &= \Delta_{atm}^2 \times f_X^\pm(\theta_{23}, A, L) \\ Y_\pm &= \Delta_{sun} \times \Delta_{atm} \times f_Y^\pm(\theta_{12}, \theta_{23}, A, L) \\ Z &= \Delta_{sun}^2 \times f_Z(\theta_{12}, \theta_{23}, A, L) \end{cases}$$

(+ neutrinos, - antineutrinos)

### The Silver Channel at the Neutrino Factory

$$\mu^+ \rightarrow \begin{cases} e^+ \\ \bar{\nu}_\mu \\ \nu_e \rightarrow \nu_\tau \rightarrow \tau^- \rightarrow \mu^- \end{cases}$$

The oscillation probability is

$$\begin{aligned} P_{e\tau}^\pm &= X_\pm^\tau \sin^2(2\theta_{13}) \\ &- Y_\pm \cos\left(\delta \mp \frac{\Delta_{atm}L}{2}\right) \cos\theta_{13} \sin(2\theta_{13}) \\ &+ Z^\tau + \dots \end{aligned}$$

with

$$\begin{cases} X_\pm^\tau &= \Delta_{atm}^2 \times (c_{23}^2/s_{23}^2) f_X^\pm(\theta_{23}, A, L) \\ Y_\pm &= \Delta_{sun} \times \Delta_{atm} \times f_Y^\pm(\theta_{12}, \theta_{23}, A, L) \\ Z^\tau &= \Delta_{sun}^2 \times (s_{23}^2/c_{23}^2) f_Z(\theta_{12}, \theta_{23}, A, L) \end{cases}$$

(+ neutrinos, - antineutrinos)

### Equal-Number-of-Events Curves

The number of **GOLDEN** muon events is:

$$N_{\mu^-}^i(\bar{\theta}_{13}, \bar{\delta}) = \left\{ \sigma_{\nu_\mu} \otimes P_{e\mu}^+(\bar{\theta}_{13}, \bar{\delta}) \otimes \Phi_{\nu_e} \right\}_{E_i}^{E_i + \Delta E}$$

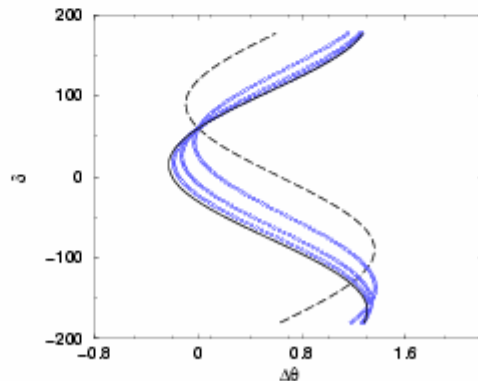
with  $i$  a given energy bin.

By changing  $(\theta_{13}, \delta)$  accordingly,  
we draw **ENE** curves in the  $(\theta_{13}, \delta)$  plane:

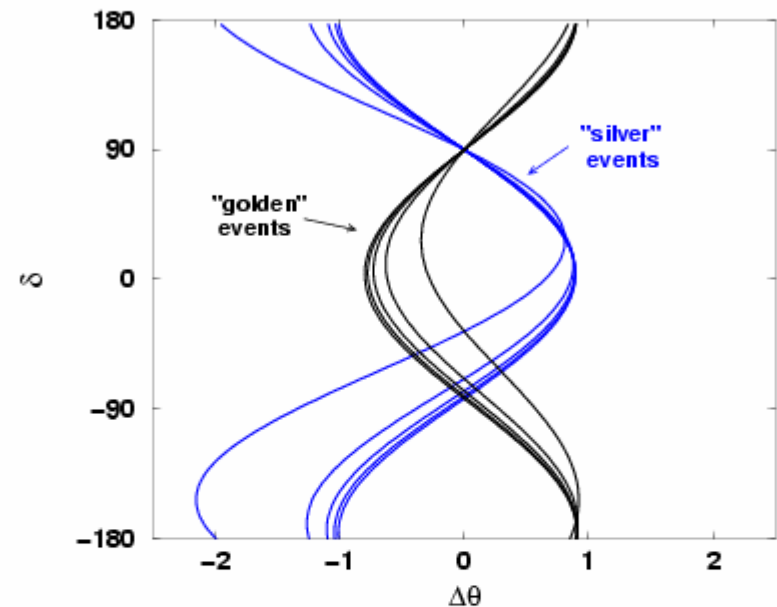
$$N_{\pm}^i(\bar{\theta}_{13}, \bar{\delta}) = N_{\pm}^i(\theta_{13}, \delta)$$

$L = 3000$  Km

$$\begin{cases} \bar{\theta}_{13} & = & 5^\circ \\ \bar{\delta} & = & 90^\circ \end{cases}$$



### Comparison of ENE curves



Baseline:  $L = 732$  Km

$$\begin{cases} \bar{\theta}_{13} & = & 1^\circ \\ \bar{\delta} & = & 90^\circ \end{cases}$$

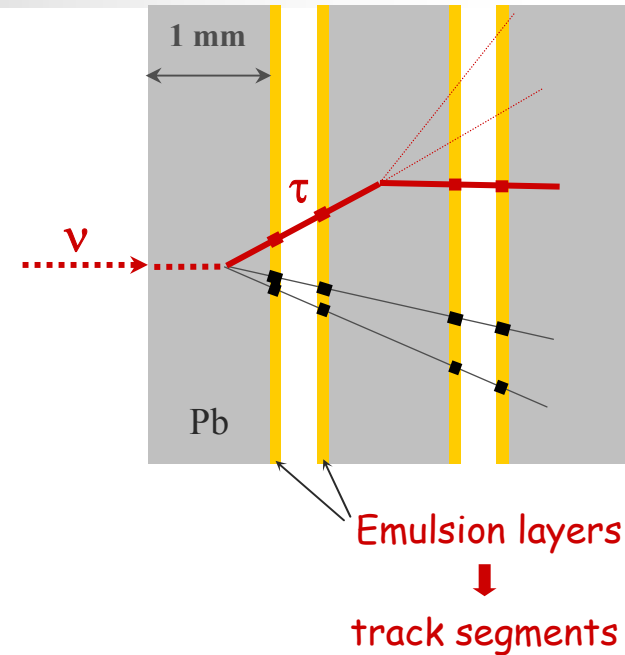


# The Emulsion Cloud Chamber (ECC)

- Emulsions for tracking, passive material as target  
↳  $< \mu\text{m}$  space res.                      ↳ mass

## ■ Established technique

- charmed "X-particle" first observed in cosmic rays (1971)
- DONUT/FNAL beam-dump experiment:  $7V_\tau$  observed (2000)

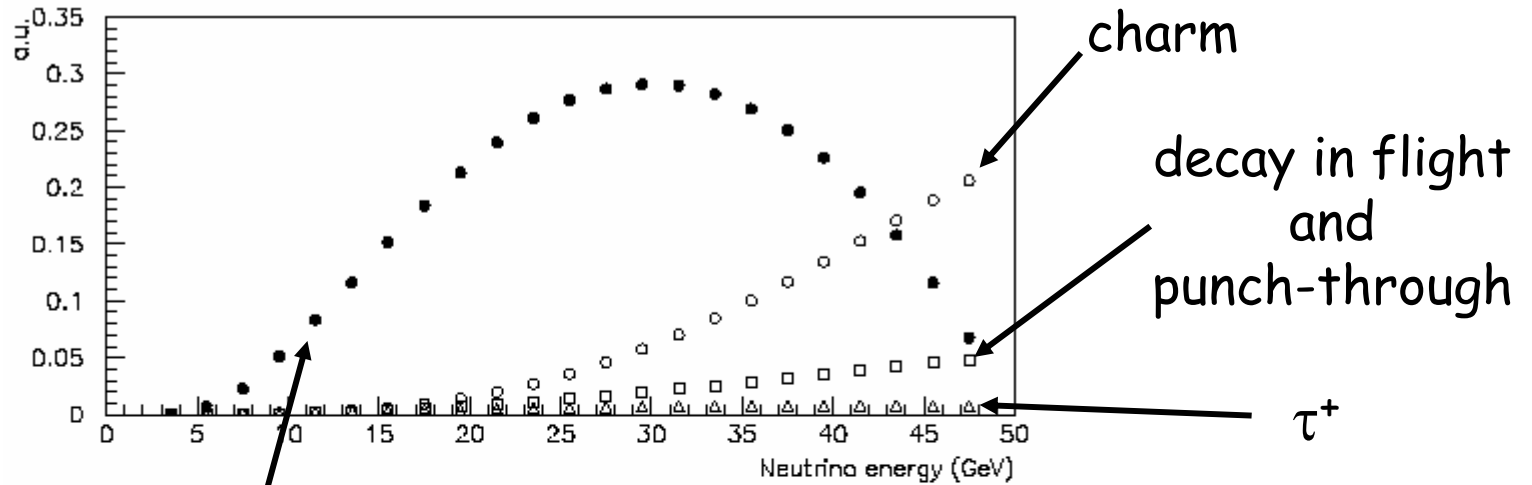


$$\Delta m^2 = \mathcal{O}(10^{-3} \text{ eV}^2) \rightarrow M_{\text{target}} \sim 2 \text{ kton}$$

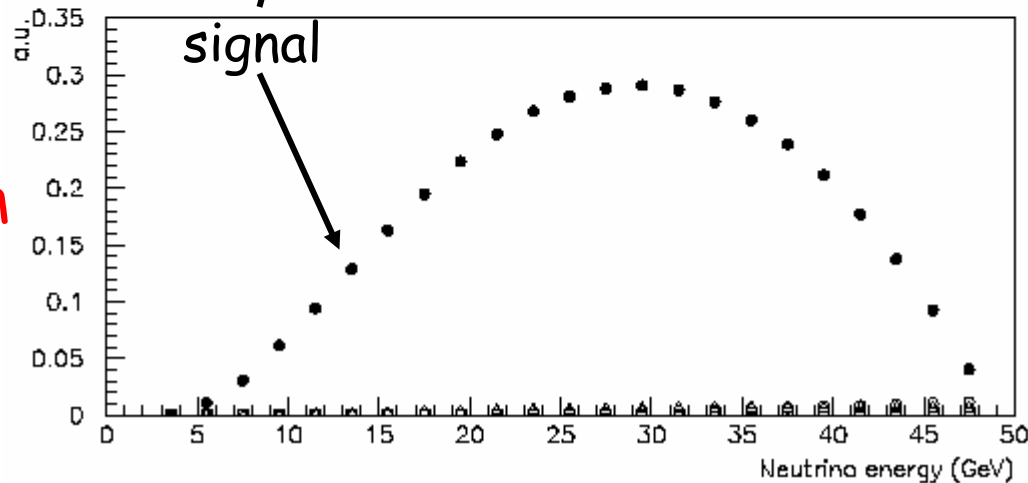
modular structure ("bricks"): basic performance is preserved  
large detector  $\rightarrow$  sensitivity, complexity  
required: "industrial" emulsions, fast automatic scanning

# Signal & background vs $E_\nu$

732 km

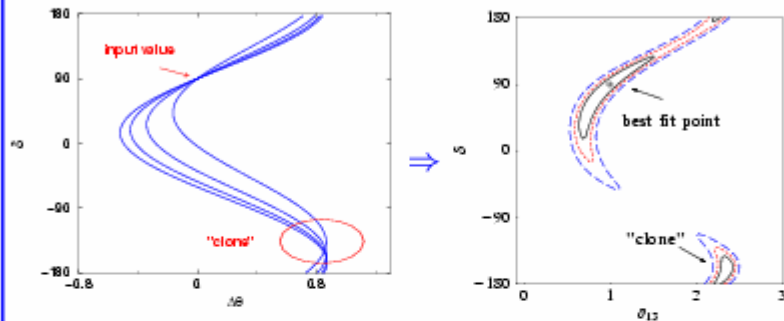


3000 km

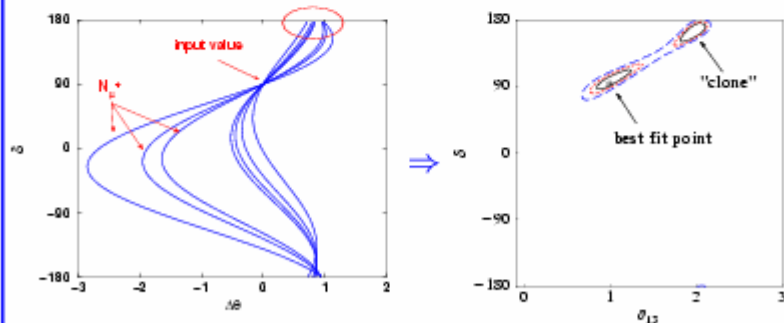


### Results for golden muons at $L = 3000$ Km

Five years of data taking: one polarity only  
( $\mu^+$  in the storage ring)



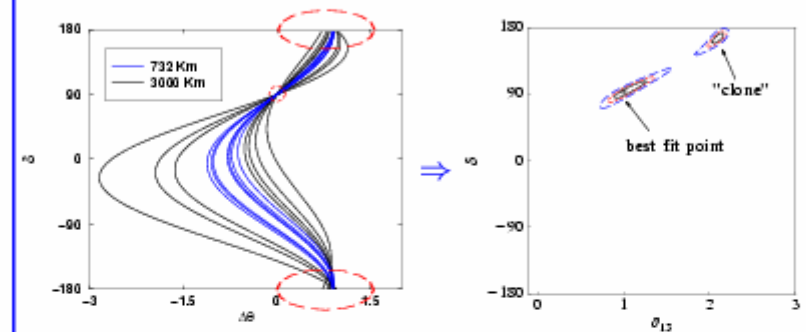
Ten years of data taking: two polarities  
( $\mu^+$  and  $\mu^-$  in the storage ring)



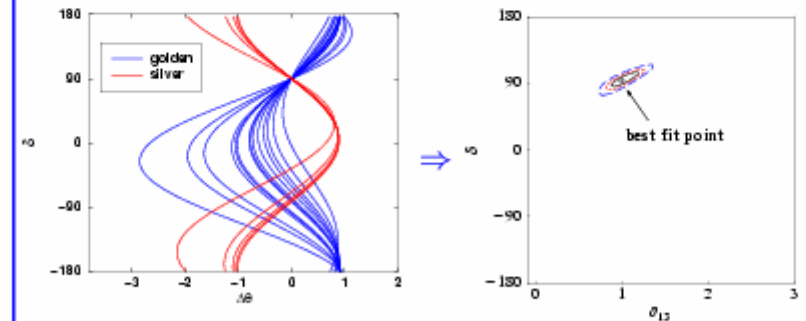
Input parameters:  $\bar{\theta}_{13} = 1^\circ, \bar{\delta} = 90^\circ$

### Using golden and silver muons

Setup A: two iron detectors and two baselines  
(golden muons only)



Setup B: one iron and one emulsion detectors  
(golden and silver muons; IDEAL emulsion detector)

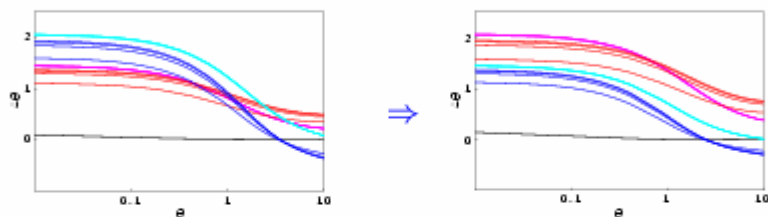


Input parameters:  $\bar{\theta}_{13} = 1^\circ, \bar{\delta} = 90^\circ$

Solving the  $[\theta_{23}, \pi/2 - \theta_{23}]$  ambiguity

We can analytically compute the location of the intrinsic clones.

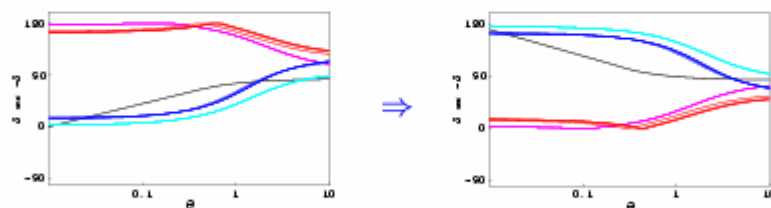
Shift in  $\Delta\theta$  for golden, silver and superbeam.



$$\theta_{23} = 40^\circ$$

$$\theta_{23} = 50^\circ$$

Shift in  $\delta$  for golden, silver and superbeam.



$$\theta_{23} = 40^\circ$$

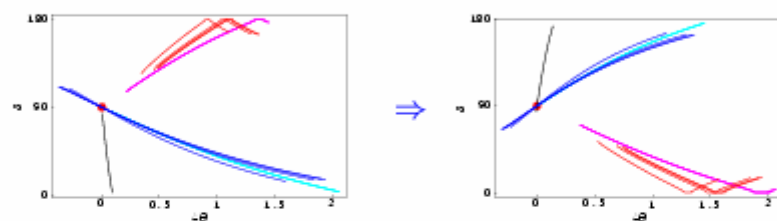
$$\theta_{23} = 50^\circ$$

Input parameters:  $\bar{\theta}_{13} \in [0.01^\circ, 10^\circ], \bar{\delta} = 90^\circ$

Solving the  $[\theta_{23}, \pi/2 - \theta_{23}]$  ambiguity (2)

We can plot how the intrinsic clones moves for changing  $\theta_{13}$  in the  $\Delta\theta, \delta$  plane

(input, golden, silver and superbeam)



$$\theta_{23} = 40^\circ$$

$$\theta_{23} = 50^\circ$$

Input parameters:  $\bar{\theta}_{13} \in [0.01^\circ, 10^\circ], \bar{\delta} = 90^\circ$

Notice that for  $\theta_{23} \rightarrow \pi/2 - \theta_{23}$  golden and silver clone trajectories interchange: they have opposite  $\delta$ .



For large enough statistics (i.e. not too small  $\theta_{13}$ ) we can solve the ambiguity combining golden and silver signals.



# Conclusions

---

- The Good News: God has chosen LMA. Clearly she means us to measure the PMNS matrix parameters.
- The Bad News: Those measurement are difficult both intrinsically (correlations, degeneracies) and experimentally (powerful new facilities needed).



## Conclusions (II)

---

- The Bad News: Technological and economical restrictions may delay the neutrino factory more than we would like.
- The Good News: Super-Beam and Beta Beam facilities may be operational earlier. They are SYNERGETIC to NUFACT.
- The combination of two or more facilities, two baselines, and precious (golden & silver) sub leading transitions will eventually unlock Pandora's box for us. Then, loo and behold!