

eRHIC Ring-Ring: Correcting Proton/Ion Velocity Variation with a Chicane in the Electron Ring: Method and Results

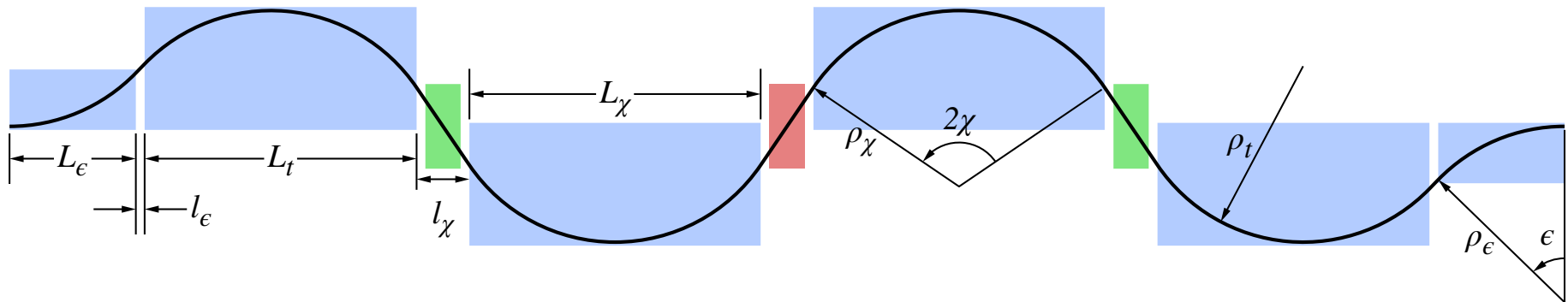
J. Scott Berg
Brookhaven National Laboratory
EFA Group Meeting
July 16, 2015

Motivation

- Orbit period must be same for proton/ion ring and electron ring to keep bunch trains in collision
- Wide range of energies desired in proton/ion ring:
50 GeV/n through 250 GeV/n
- Correct by changing orbit length of one or both beams
 - Range is 65 cm

Wiggling Chicane

- Create curved path to increase path length
- Chicane must be long, so need intermediate focusing quadrupoles
- Have beam cross straight axis, place quadrupoles at crossing point
 - Cyclotron-style dipole: continuous path length variation
 - Shared quadrupole for all path length corrections
 - No need to move magnets



Relevant Machine Parameters

Minimum proton energy	50 GeV
Maximum proton energy	250 GeV
Gold ion energy	100 GeV/n
Minimum electron energy	5 GeV
Maximum electron energy	20 GeV
Circumference	3833 m
<hr/>	
Maximum proton/ion beam-beam tune shift	0.015
Proton/ion normalized emittance	2.5 μm
Proton/ion β_x at IP	2.16 m
Proton/ion β_y at IP	0.27 m
<hr/>	
Maximum synchrotron radiation power	10 kW/m
Number of bunches	360
Electron arc dipole bending radius	300 m
Arc average bending radius	380 m

Synchrotron Radiation

- Prefer to correct path length in electron ring
 - High magnet fields required in proton/ion ring
- Synchrotron radiation gives minimum bending radius in chicane
 - Smaller bending radius gives more compact chicane
- Depends on electron beam current
- Electron beam current limited by
 - Beam-beam tune shift of protons/ions (lower energies)
 - Synchrotron radiation in arc (higher energies)
- More radiation allows larger beam-beam tune shift on electrons
 - Helpful at lower energies

Synchrotron Radiation

- Synchrotron radiation power, per unit length

$$\frac{2en_b N_e}{3} \frac{e^2}{T} \frac{(pc/e)^4}{4\pi\epsilon_0 m_e c^2 (m_e c^2/e)^3} \frac{1}{\rho^2}$$

- In arc, replace ρ^2 with $\rho_{\text{dipole}}\rho_{\text{tunnel}}$ to get average
- Leads to limitation in N_e at high electron energies
- Given radiation power limit, current, and beam energy, find minimum ρ for chicane

Beam-Beam Limit

- Defined by “tune shift” parameter

$$\xi_x = \frac{N_S \beta_{xW}}{\gamma_W \sigma_{xS} (\sigma_{xS} + \sigma_{yS})} \frac{e^2 Z_S Z_W}{8\pi^2 \epsilon_0 m_W c^2}$$

- W beam feels the force, S beam produces the force
- Electron and proton beam sizes the same
- Proton/ion beam-beam tune shift:

$$\xi_{x,A} = \frac{N_e}{\epsilon_{n,A} (1 + \sqrt{\beta_{y,A}/\beta_{x,A}})} \frac{Z_A}{A_A} \frac{e^2}{8\pi^2 \epsilon_0 m_p c^2}$$

- Determines N_e , depends only on tune shift and normalized emittance for proton/ion beam
- Larger N_e allowed for ions

Beam-Beam Limit

- Electron beam tune shift determines proton beam current
- Strong radiation damping of electrons means electron beam-beam tune shift can be larger than protons
- Thus synchrotron radiation desirable at lower beam energies

Design Process

- Pick most challenging combination of required path length increase and electron beam energy
- Choose minimum arc radius at this energy based on synchrotron radiation limit. Use this radius for all bends.

Design Process

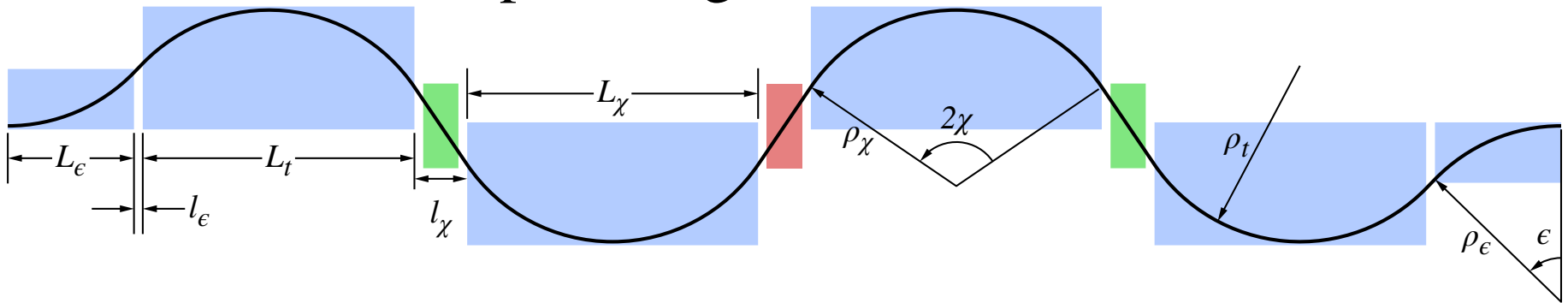
- Different energies, path length corrections

- Adjust ϵ , χ , ρ_e , ρ_t , ρ_χ
- Above constraints, plus L_e , L_t , and L_χ

$$L_e = \rho_e \sin \epsilon \quad L_t = \rho_t (\sin \epsilon + \sin \chi)$$

$$L_\chi = 2\rho_\chi \sin \chi$$

- Steer beam to end, tangent to axis
- Cross through quad centers with identical angles
- Reach desired path length



Lattice Considerations

- Need to dispersion match: requires $n \geq 3$
 - For FODO: prefer internal DFD for $n = 3$, DFFD for $n = 4$
- Lower beta functions give lower electron beam emittance
 - Want short spacing between quadrupoles
 - Instead of FODO, could use, e.g., triplets between bends
 - Longer drift for magnets, means shorter bends: more synchrotron radiation, but more path length as well
 - Only horizontal matters: asymmetric horizontal/vertical focusing
- Beam crosses quadrupoles with angle χ ; would like to keep this angle small

Cases to Consider

- 20 GeV electrons on 100 GeV/n ions
 - Required for gold
 - 14 cm path length difference from 250 GeV protons
 - Synchrotron radiation: minimum bend radius 340 m
 - Electron current limited by synchrotron radiation in arcs (1.1×10^{11} , 360 bunches)
- 5 GeV electrons on 50 GeV protons
 - Largest path length increase required: 65 cm difference from 250 GeV protons
 - 29 m minimum bend radius
 - Electron current limited by proton/ion beam-beam tune shift (2.1×10^{11} per bunch)

Design Constraints

Space between dipoles 10 cm

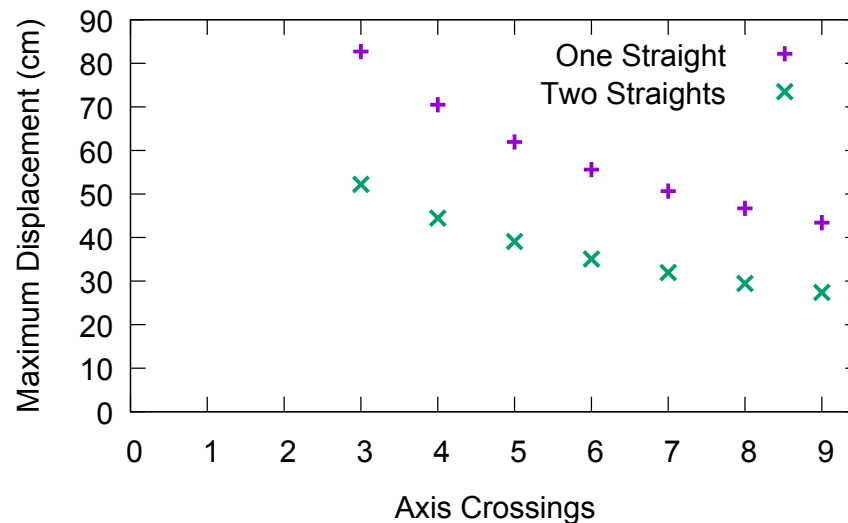
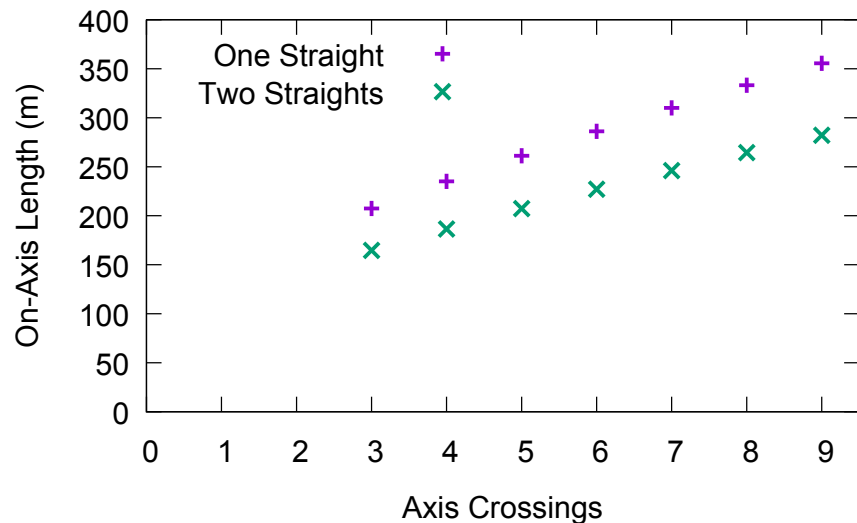
Space for quadrupole 80 cm

Straight length 313 m

Available Straights 2

- Comptue radiation ignoring space between dipoles and excess path length

20 GeV electrons & 100 GeV/n ions



- Use one or two straights; length per straight
- Displacements to correct 100 GeV/n; larger for 50 GeV/n
- Additional space required at ends for matching
- Large cell length: emittance growth

20 GeV electrons & 100 GeV/n ions

- 5 crossings in two arcs about optimal
- Chicane is really too long
 - Electron beam emittance growth
- Horizontal size will be huge
- I conclude it is impractical to use this chicane to correct 20 GeV electrons on 100 GeV/n ions
 - Fundamental reason is radiation limitation

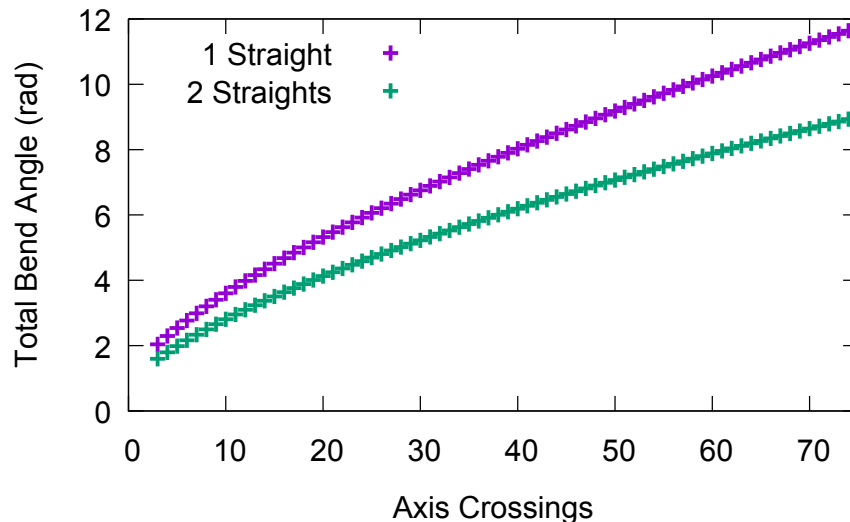
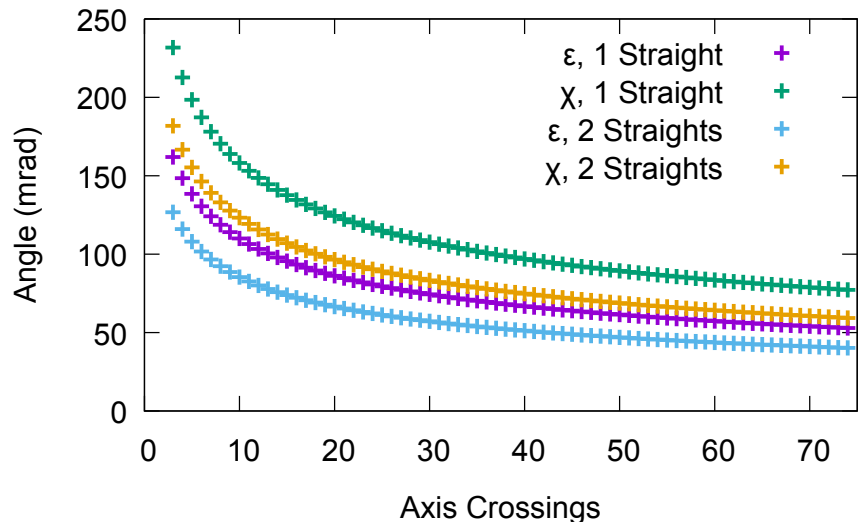
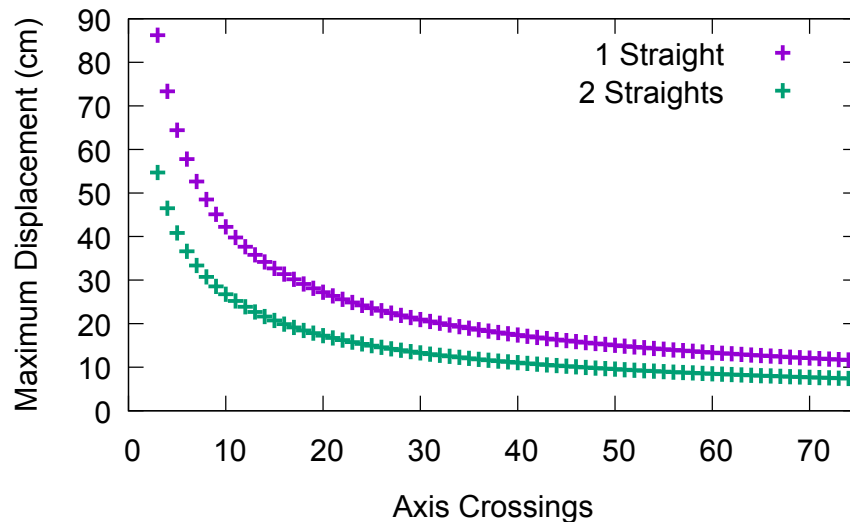
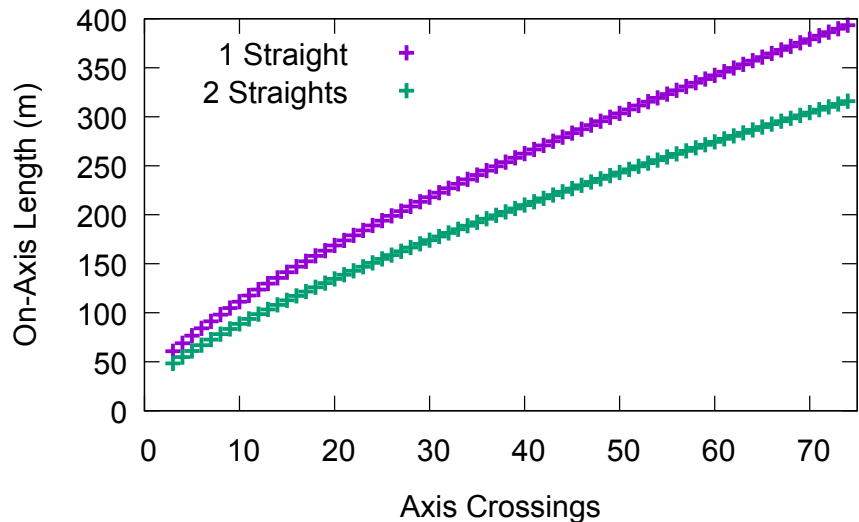
Alternatives to Chicane

- Only trying to correct difference between 100 GeV/n and 250 GeV/n: 14 cm
- Moving magnets in electron arc
- Steering beam off axis in magnets
 - Radiation and emittance issues if use electron ring
 - Displacements larger than you might think
- Superconducting chicane in proton/ion ring
 - Need relatively high fields (4–6 T)
 - Need switchyard
 - Magnet spacing will be an issue
- Use inner/outer rings for protons/ions

5 GeV Electrons & 50 GeV Protons

- Assume some solutions exists to correct 100 GeV
- 51 cm remaining to correct
- Find solution adding 51 cm to straight-line path length for 5 GeV electrons
 - Work at radiation per unit length limit
- Higher electron energies
 - Increase minimum bend radius to match radiation per unit length limit
 - Result is a minimum proton energy for which you can correct the path length

5 GeV Electrons & 50 GeV Protons

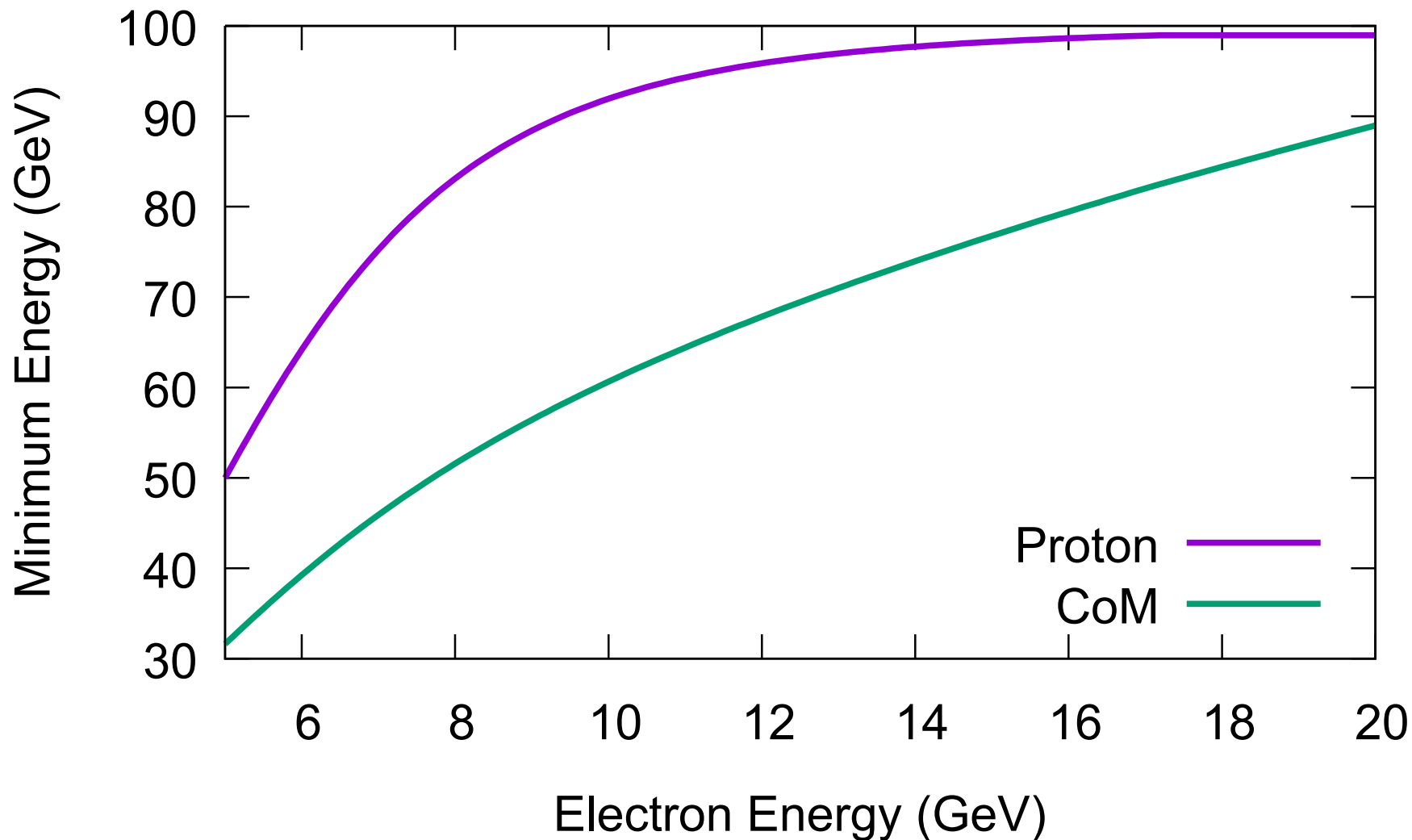


5 GeV Electrons & 50 GeV Protons

Straights	1	2
Overall length (m)	258	2×271
Maximum displacement (mm)	177	86
Crossings	39	2×59
Maximum crossing angle at quadrupole (mrad)	98	65

- Fill the straight(s): maximum energy loss, minimum horizontal size and angle at quadrupoles
- Could be shorter: less energy loss, wider magnets, larger angle at quadrupoles

Minimum Proton/CoM Energies



Conclusions

- Chicane with many axis crossings can correct path length
- Solution to lengthen 20 GeV electron beam to correct 250 GeV/n down to 100 GeV/n likely impractical
 - Need an alternative for this last 14 cm
- Good solution correcting between 50 GeV/n and 100 GeV/n
 - Gives lots of radiation for low energy beam: good for electron beam-beam tune shift
 - Compact cells, good for emittance
 - Could be made shorter, with some tradeoffs

Next Steps, if Desired

- Details of quadrupole lattice in chicane
 - Impact on emittance
 - Dispersion correction
- Quadrupole aperture/radiation due to finite crossing angle in quads
- Study reducing remaining path length vs. chicane cost/performance
- Look at solutions for last 14 cm

Acknowledgements

- Original idea for a chicane came from Bob. His version crossed only once, had magnets that had to be repositioned for each energy.